

A large, glowing blue 'AI' is centered within a dark circular frame. The background is a dense field of blue and purple fiber optic lines radiating outwards, creating a sense of digital connectivity and data flow. The 'AI' text is composed of bright blue neon-like outlines.

AI

**HOW TO USE
THE LATEST
AI TOOLS
FOR VIDEO,
VOICE &
IMAGE
CREATION**

What we will cover

AI Image Generation tools

Midjourney

Dalle

- Within Chat GPT plus
- Withing Bing / Co Pilot
- Within Canva

Leonardo

AI Video Generation tools

Runway – text to video tool

Canva - Text to video tool

Deep nostalgia - Turn an old photo into a video

What we will cover

AI tools to generate Avatars

Synthesia.io

D-ID – within Canva as an app

AI Voice generation tools

11 labs - for AI voice overs

Descript – for voice cloning

What are Large Learning Models? (LLMs)



Large Language Models are like super-smart computers that try to understand and talk like humans.

Super-Smart Computer Robots: Think of them as a computer program that's really good at using words, reading stories, and even writing like a person does.

Built Like a Brain: Inside, they are built using something called neural networks. This is a fancy way of saying they're designed like a human brain, using connections called "artificial neurons."

Learning from Everything: They learn by consuming tons of stuff like books, websites, and even what people are saying online. The more they read, the smarter they get.

Image LLMs are fed billions of images. Video LLM are fed billions of videos

Practice Makes Perfect: Just like you might practice a sport to get better, these computer programs keep learning and practicing with more and more information. They keep getting better at understanding and using content the more they practice.

What is Generative AI?



Generative AI refers to a type of artificial intelligence that has the ability to **generate** new data that is similar to the data it was trained on.

It can create original content, such as images, text, audio, or even videos, without direct human input.

Generative AI uses advanced algorithms, typically based on deep learning models to understand patterns and relationships in the training data.

During the training process, the model learns to generate new data that resembles the examples it has seen. For example, if it was trained on a dataset of cat images, it could produce new images of cats that look similar to real cats.

One of the fascinating aspects of generative AI is its ability to create content that didn't exist before. It can be used in various creative applications, like generating artwork, music, or even writing stories.

Many of the tools in this course are both an LLM and generative AI



Chat GPT, Dalle, Midjourney and other tools we will cover falls under the category of both a large learning model and generative AI, combining its extensive language, image or videos understanding with the ability to generate content

Midjourney



Midjourney is the best image generation tool but it is also the most un user friendly.

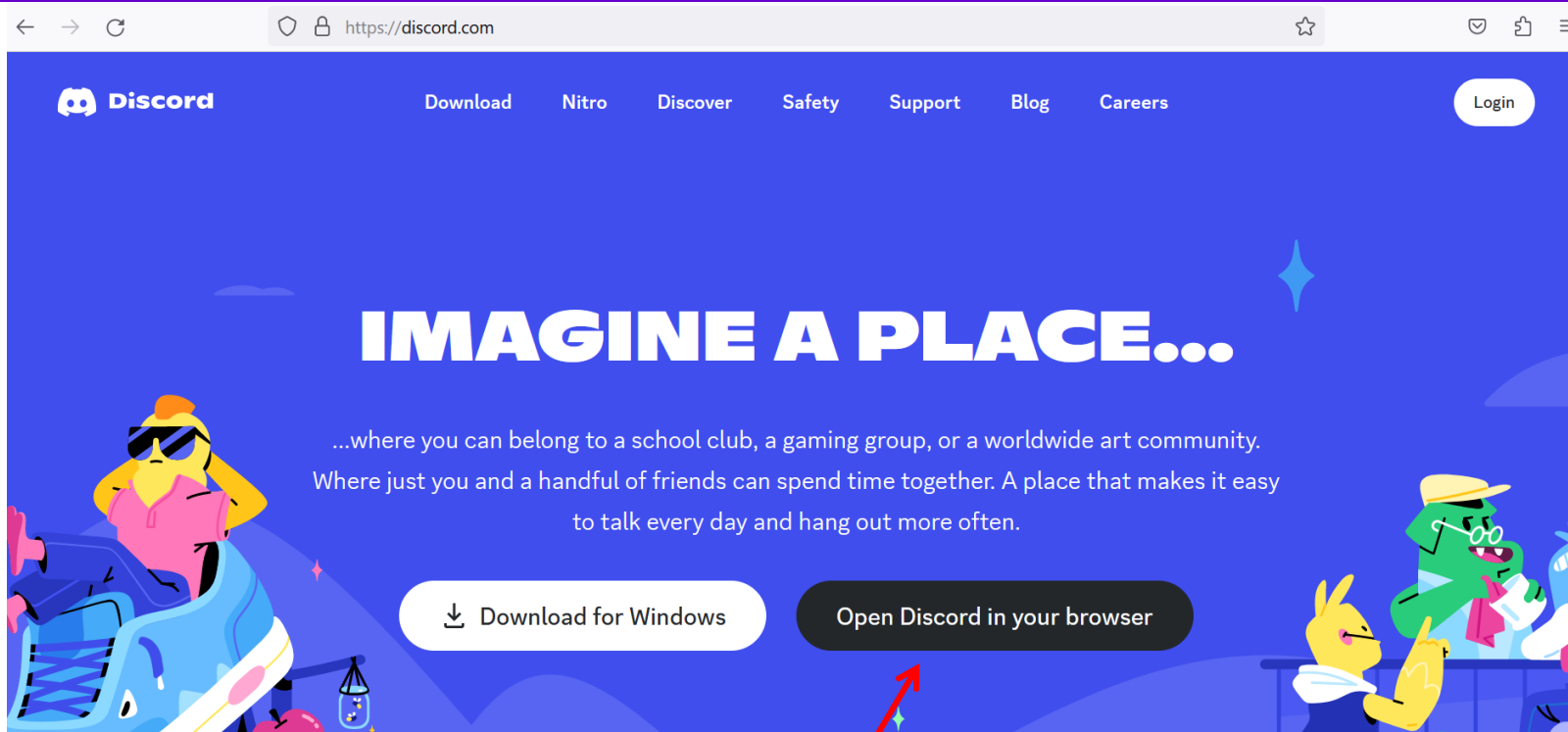
1.. It is not free to use. The cheapest plan is \$12 a month

2. It is complicated to use – you need to have a discord account and create your images on a discord server.



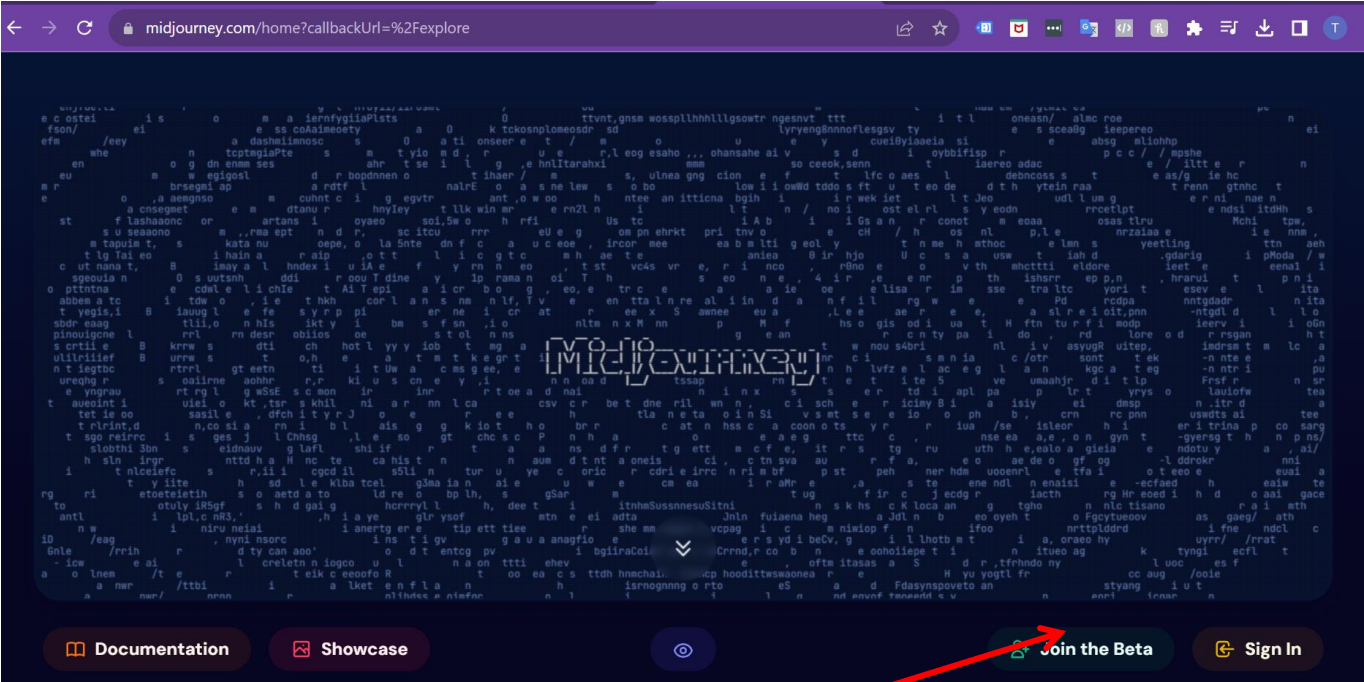
Faked images of Donald Trump and the pope circulated widely on social media last year. These were created using Midjourney

How to use Midjourney



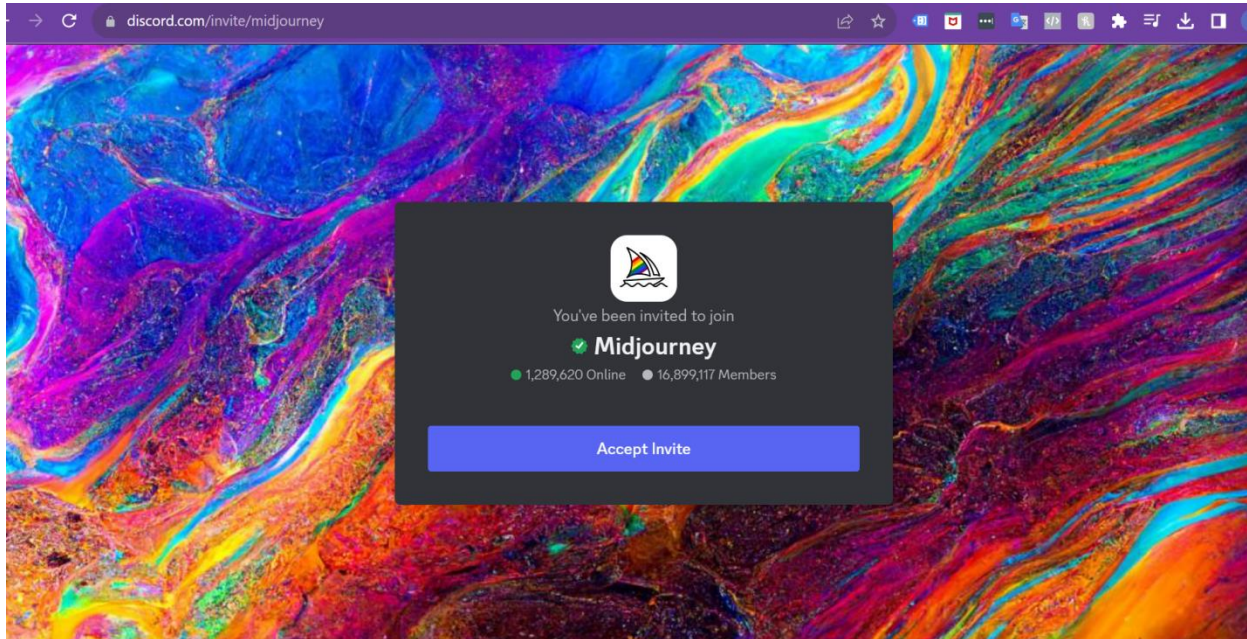
1. You need to have a discord account
 - Go to discord.com <https://discord.com/>
 - Click on Login and then register for a free new account if you don't already have one.
 - If you already have one click Open discord in your browser

How to use Midjourney



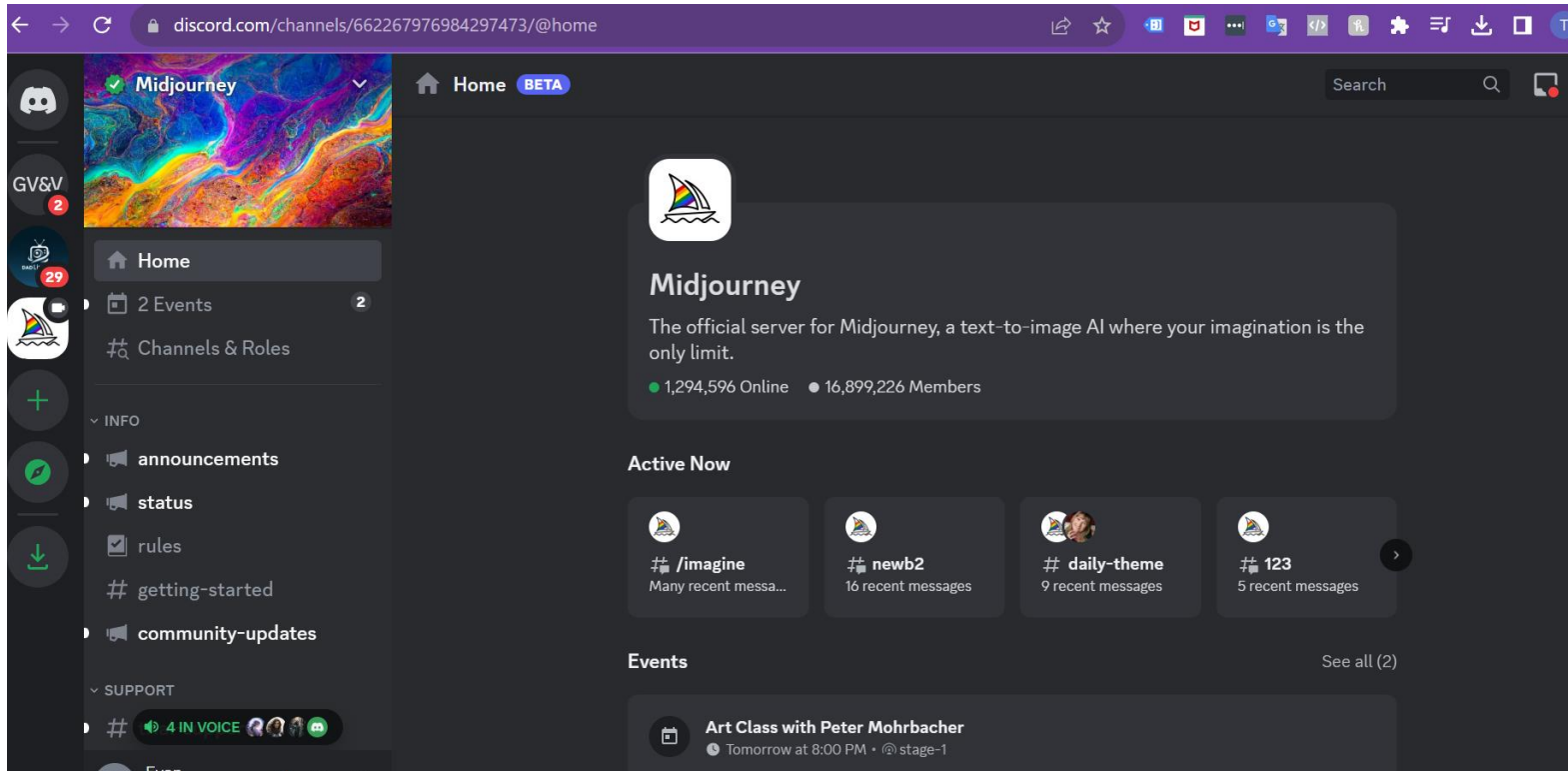
2. Then go to Midjourney.com and click on join the beta

How to use Midjourney



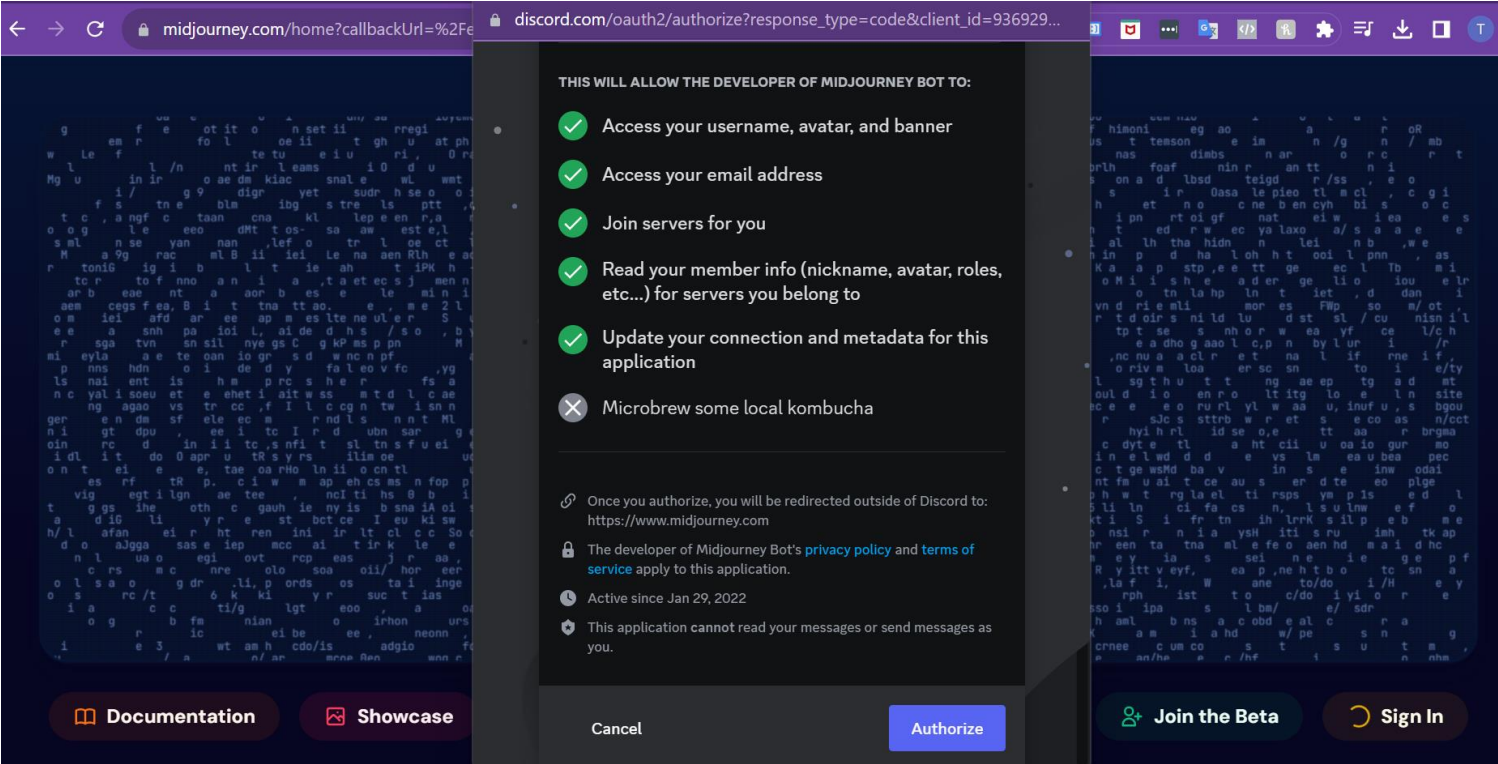
3. Accept the invite to join their discord

How to use Midjourney



4. You are then taken to their discord channel

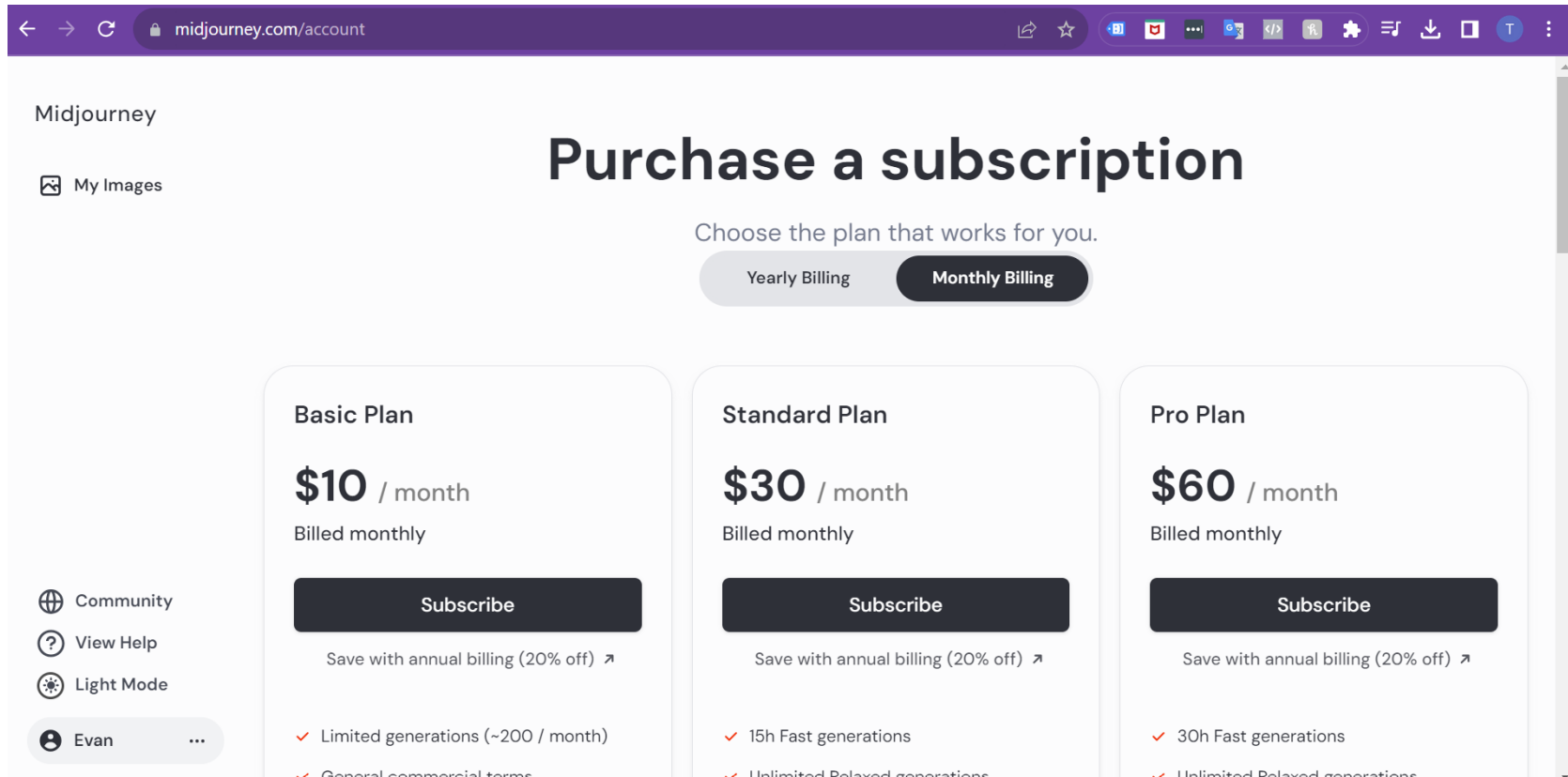
How to use Midjourney



5. You can now sign in on midjourney.com

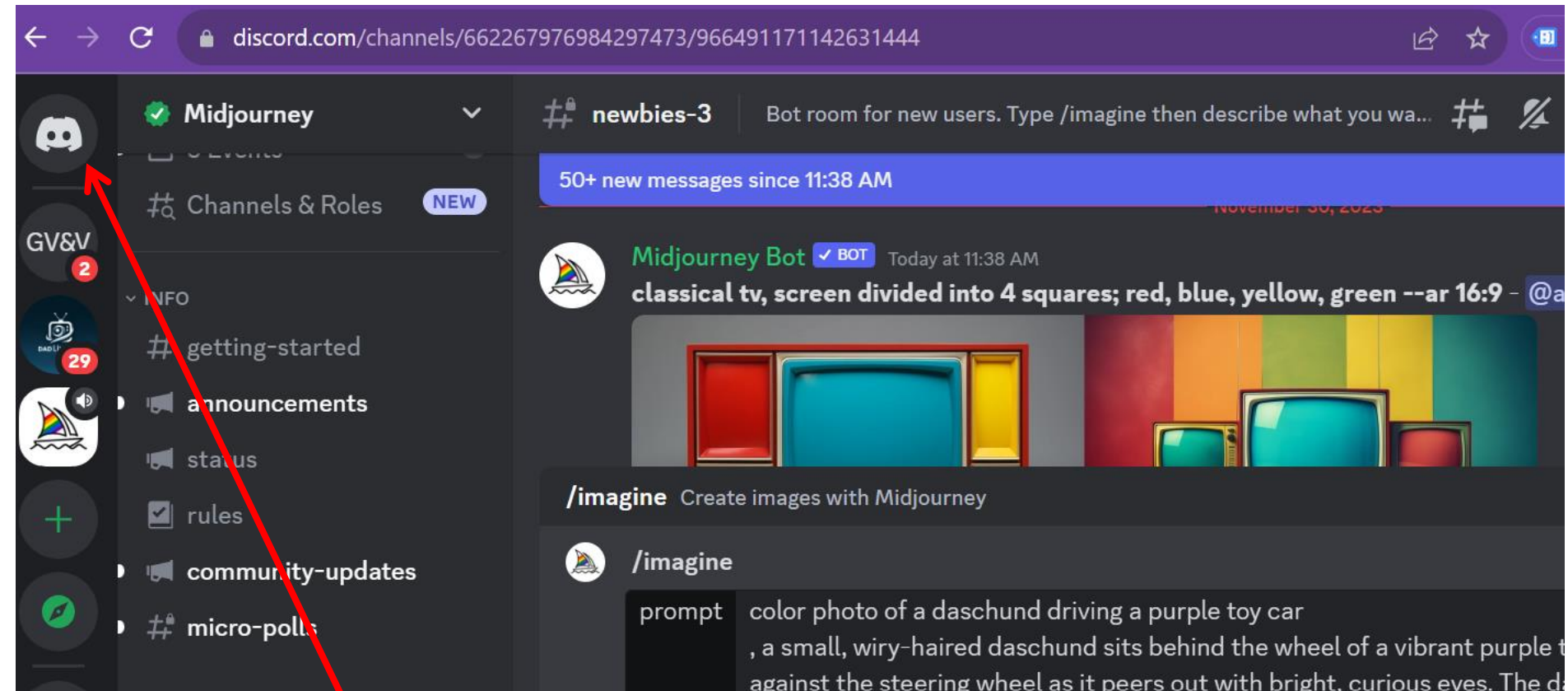
Click Sign in and accept when it tries to authorise your Discord account

How to use Midjourney



6. You now have to choose a payment plan in order to use Midjourney

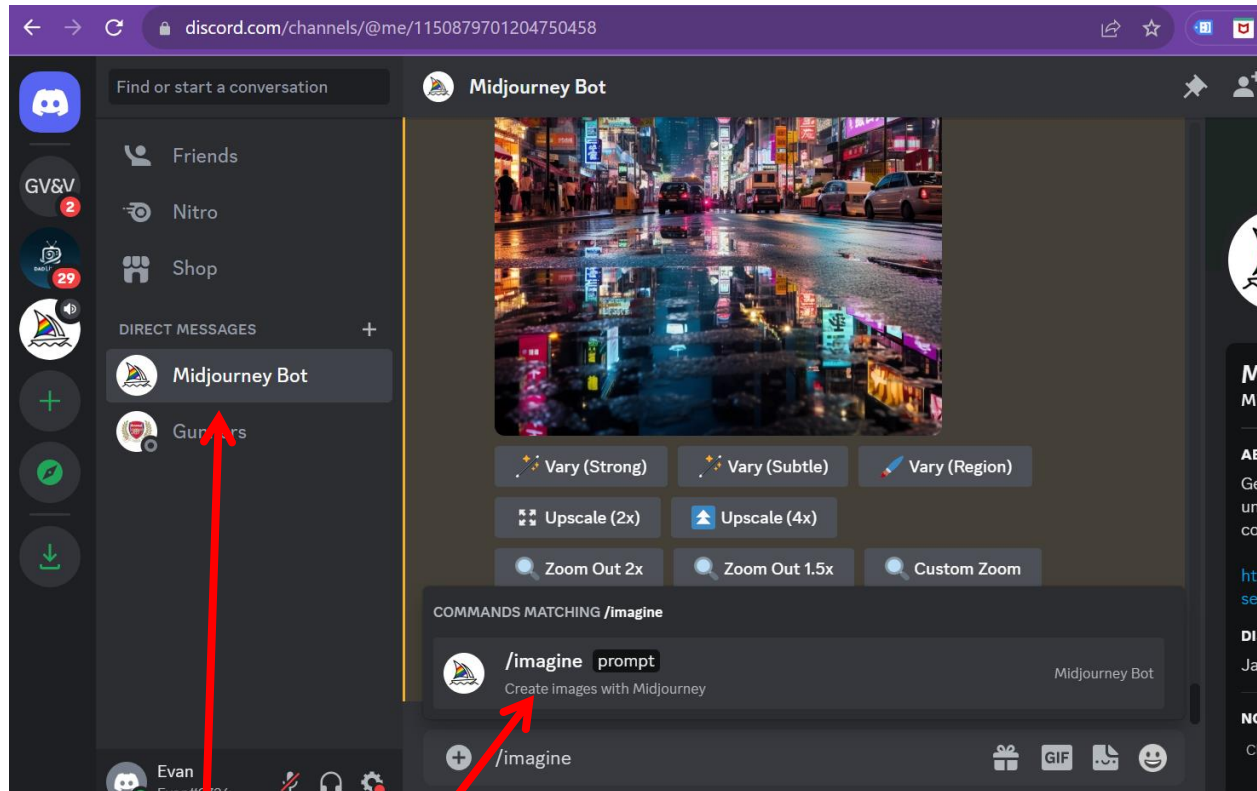
How to use Midjourney



Once you have paid for a plan you now go back to discord in order to create images ...

Click on Direct Messages icon.

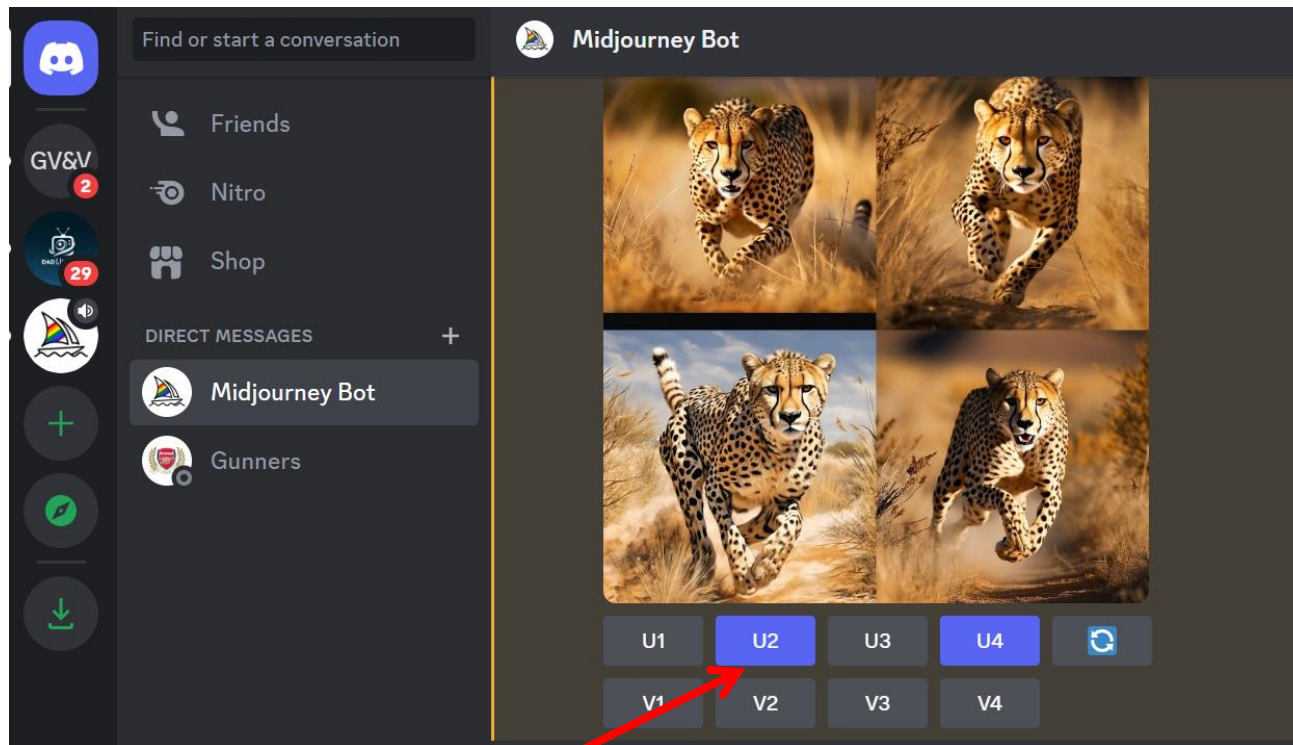
How to use Midjourney



Then Click on Midjourney Bot

Then in the box type /imagine and a prompt input box appears. Type your prompt in there.

How to use Midjourney



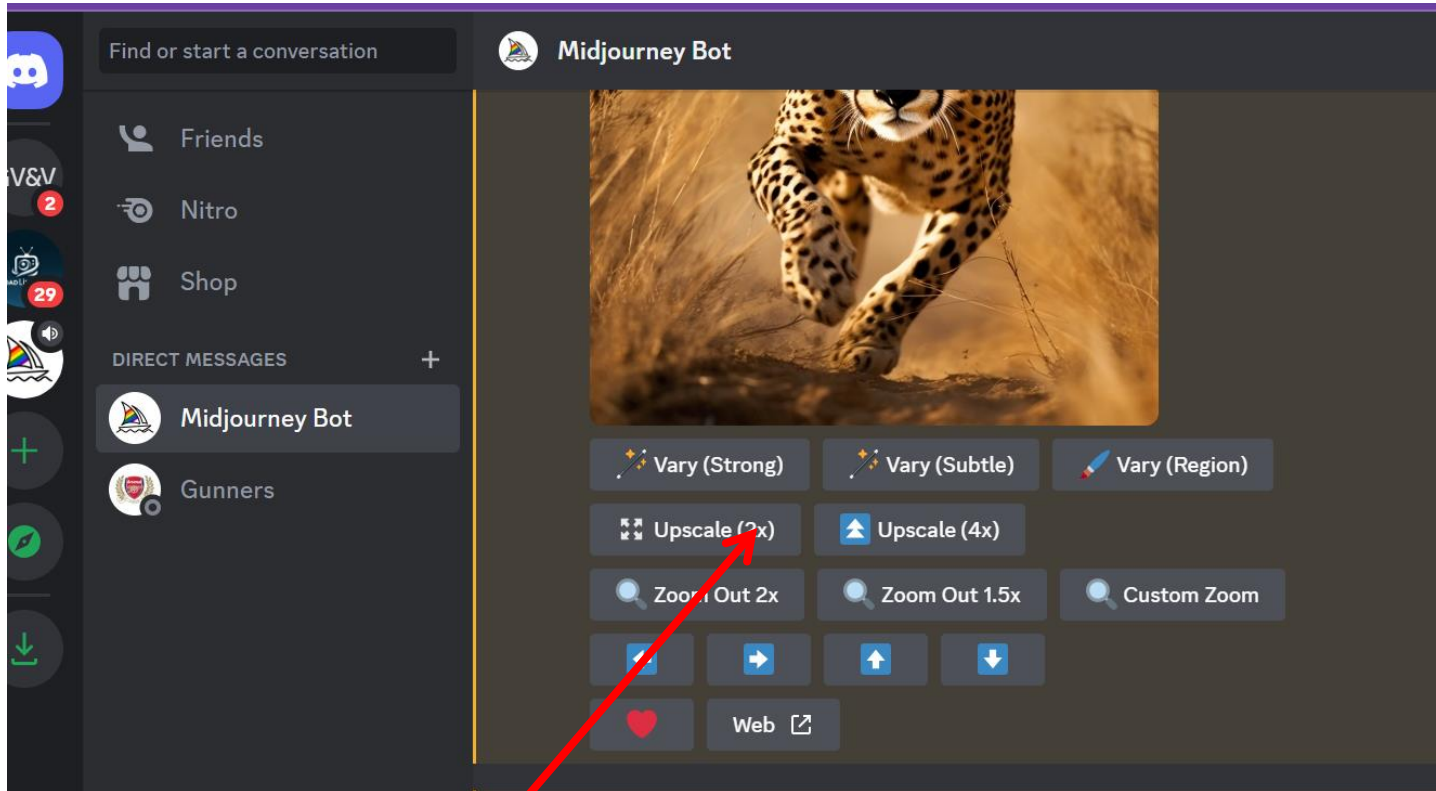
Within 60 seconds it will give you 4 images

U 1 = upscale image 1. u2 = upscale image 2

If you click on it, it will generate a higher resolution version for you

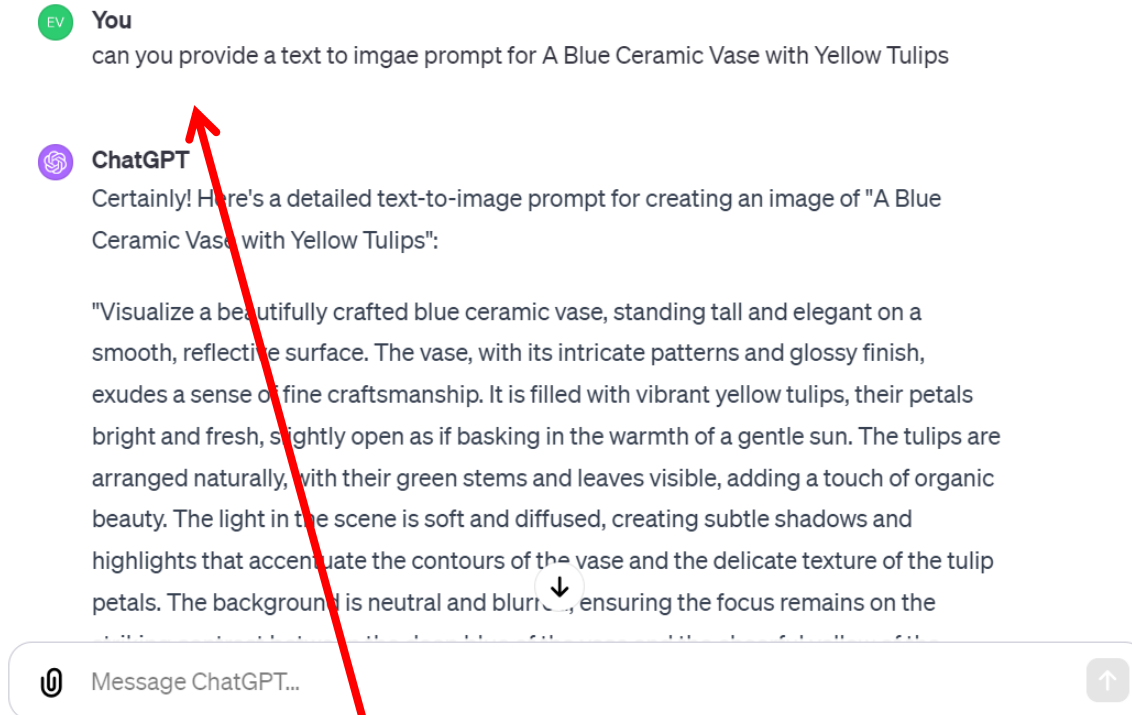
Click on V in order to get more variations of that image. I.e.. V2 will give more versions for image 2

How to use Midjourney



You can then either download this image or ask for revisions

Want more detailed prompts? Ask Chat GPT



The more detailed and specific your prompt the better the image tends to be. If you are struggling to come up with a detailed prompt just ask Chat GPT. Then adapt / change elements in the detailed prompt to suit you


What Midjourney produced for an easy request



A Blue Ceramic Vase with Yellow Tulips

/imagine prompt:a beautifully crafted blue ceramic vase, standing tall and elegant on a smooth, reflective surface. The vase, with its intricate patterns and glossy finish, exudes a sense of fine craftsmanship. It is filled with vibrant yellow tulips, their petals bright and fresh, slightly open as if basking in the warmth of a gentle sun. The tulips are arranged naturally, with their green stems and leaves visible, adding a touch of organic beauty. The light in the scene is soft and diffused, creating subtle shadows and highlights that accentuate the contours of the vase and the delicate texture of the tulip petals. The background is neutral and blurred, ensuring the focus remains on the striking contrast between the deep blue of the vase and the cheerful yellow of the tulips.

What Midjourney produced for a difficult detailed request



A Cheetah Running Through a Savannah

Envision a scene of a majestic cheetah in full sprint across the vast expanse of the African savannah. The cheetah, marked by its distinctive black spots on golden fur, exhibits a powerful and graceful form as it races across the terrain. Its muscles are visibly defined, capturing the essence of speed and agility. The savannah around it is a blend of golden grasses and sparse greenery, stretching out to a horizon under a clear blue sky. The sun is high, casting dynamic shadows that accentuate the cheetah's rapid movement. Dust is kicked up under its swift paws, adding a sense of motion and intensity to the scene. This image encapsulates the raw power and elegance of one of nature's fastest animals in its natural habitat.


What Midjourney produced for a difficult detailed request



A young girl who is crying

Imagine a young girl, around 7 or 8 years old, with long, wavy brown hair that falls gently around her shoulders. Her eyes, a deep shade of hazel, are filled with tears, reflecting a sense of sadness and vulnerability. Her expression is one of sorrow, with her eyebrows slightly furrowed and her small mouth downturned. She is sitting on a wooden bench in a quiet park, surrounded by greenery, adding to the sombre mood of the scene. The lighting is soft, casting a gentle illumination on her face, highlighting the tears on her cheeks and the emotional depth in her eyes

How can text to image creation impact your digital marketing?



Currently when you are looking for stock images for your website, social media posts or as footage in your videos you would go to Pixabay.com or the image library in Canva

1. As these tools become more common and powerful you can easily have image created that perfectly matches what you are trying to convey
2. In 2024 image creation tools will be incorporated directly into Facebook and Instagram so as you are about to create a post you can customise your own images (Meta announced they are working in this

What we will cover

AI Image Generation tools

Midjourney

Dalle

- Within Chat GPT plus
- Withing Bing / Co Pilot
- Within Canva

Leonardo

AI Video Generation tools

Runway – text to video tool

Canva - Text to video tool

Deep nostalgia - Turn an old photo into a video

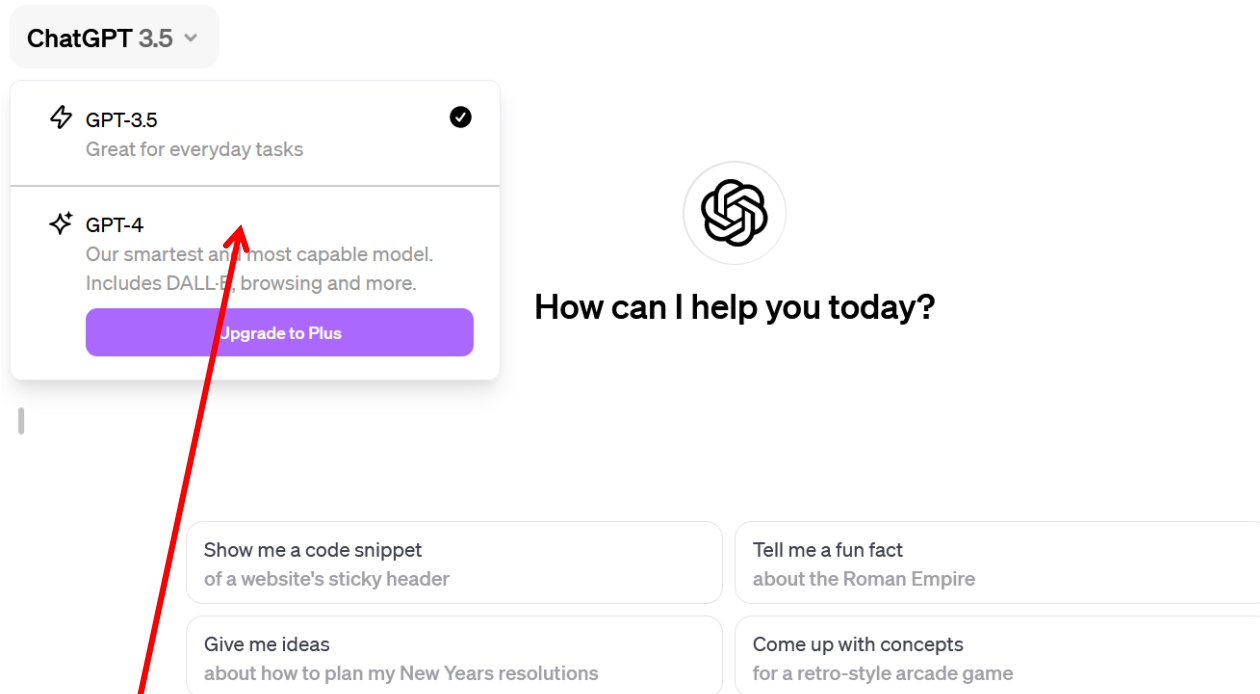
The logo for DALL-E 3, featuring the text "DALL-E 3" in a bold, white, sans-serif font on a black background.

Dalle is the image generator from Open AI, the same company that created Chat GPT

Dalle 3 is the latest and best version.

There are a variety of ways you can use Dalle, some are paid and some are free


Dalle within Chat GPT Plus



If you have the free version of Chat GPT you do not see the option to use Dalle

You can use GPT 3.5 or you can upgrade to GPT 4

Dalle within Chat GPT Plus

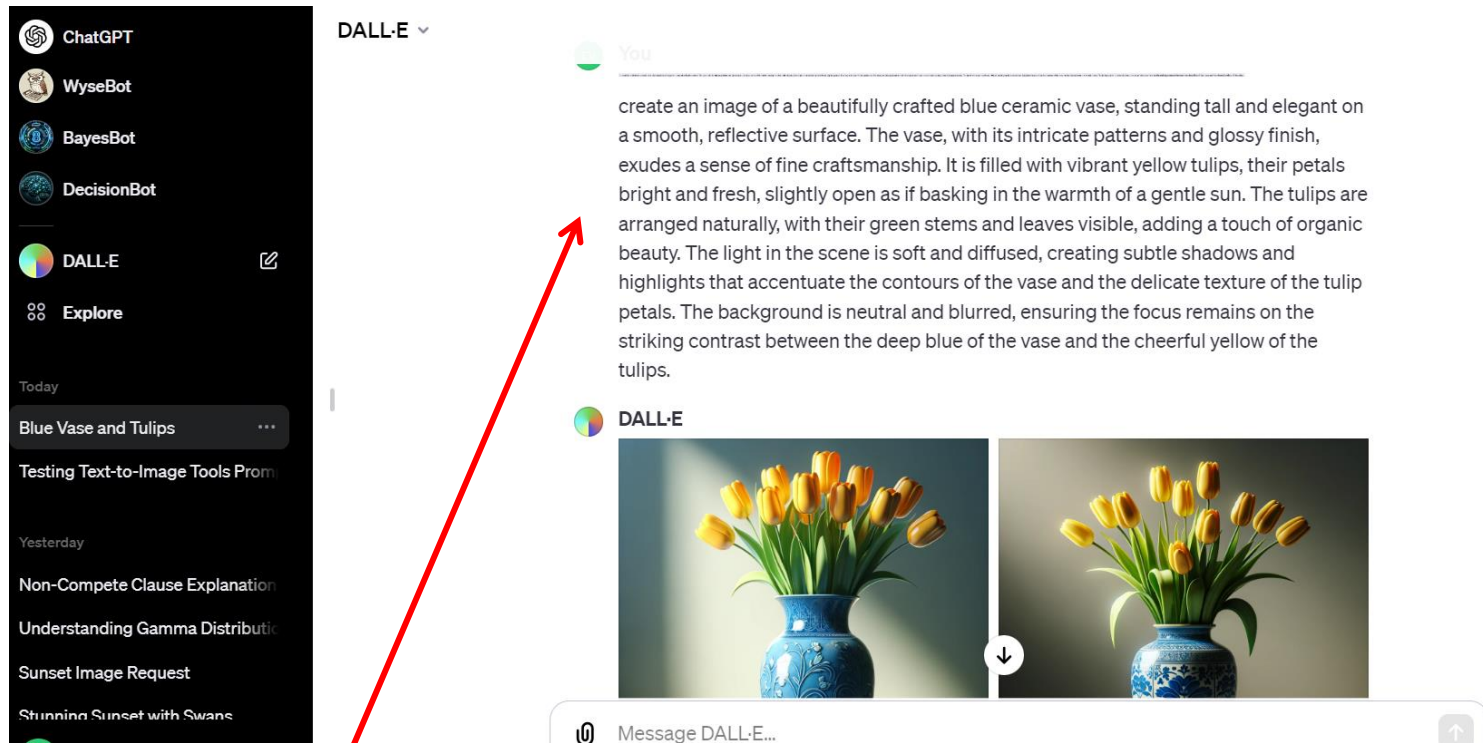


If you pay €20 for the Plus version of Chat GPT you now also get Dalle

You can use it in 2 ways

- 1) When using GPT4, any image creation prompts will automatically use Dalle
- 2) Or you can click the Dalle icon on the left to just use Dalle

Dalle within Chat GPT Plus



Write your prompt

It will then give you image options.

What Dalle within Chat GPT produced for an easy request



A Blue Ceramic Vase with Yellow Tulips

When I simply asked for an image with a blue ceramic vase with yellow tulips this is what was produced.

What Dalle within Chat GPT produced for an easy request



A Blue Ceramic Vase with Yellow Tulips

Create a photo realistic image of a beautifully crafted blue ceramic vase, standing tall and elegant on a smooth, reflective surface. The vase, with its intricate patterns and glossy finish, exudes a sense of fine craftsmanship. It is filled with vibrant yellow tulips, their petals bright and fresh, slightly open as if basking in the warmth of a gentle sun. The tulips are arranged naturally, with their green stems and leaves visible, adding a touch of organic beauty. The light in the scene is soft and diffused, creating subtle shadows and highlights that accentuate the contours of the vase and the delicate texture of the tulip petals. The background is neutral and blurred, ensuring the focus remains on the striking contrast between the deep blue of the vase and the cheerful yellow of the tulips.

What Dalle within Chat GPT produced for a difficult detailed request



A Cheetah Running Through a Savannah

Create a photo realistic image of a majestic cheetah in full sprint across the vast expanse of the African savannah. The cheetah, marked by its distinctive black spots on golden fur, exhibits a powerful and graceful form as it races across the terrain. Its muscles are visibly defined, capturing the essence of speed and agility. The savannah around it is a blend of golden grasses and sparse greenery, stretching out to a horizon under a clear blue sky. The sun is high, casting dynamic shadows that accentuate the cheetah's rapid movement. Dust is kicked up under its swift paws, adding a sense of motion and intensity to the scene. This image encapsulates the raw power and elegance of one of nature's fastest animals in its natural habitat

I think these more complicated images are good but not as photo realistic as Midjourney

What Dalle within Chat GPT4 produced for a difficult detailed request

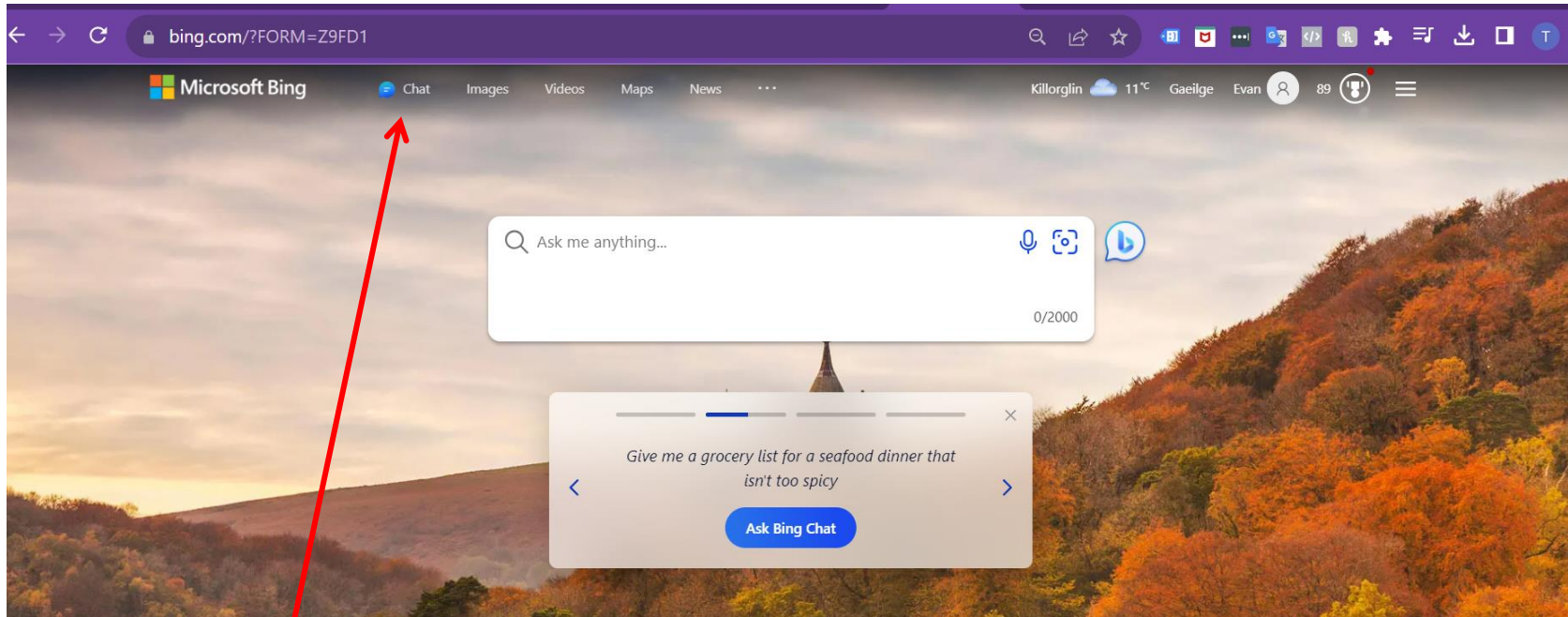


A young girl who is crying

Create a photo realistic image of a young girl, around 7 or 8 years old, with long, wavy brown hair that falls gently around her shoulders. Her eyes, a deep shade of hazel, are filled with tears, reflecting a sense of sadness and vulnerability. Her expression is one of sorrow, with her eyebrows slightly furrowed and her small mouth downturned. She is sitting on a wooden bench in a quiet park, surrounded by greenery, adding to the sombre mood of the scene. The lighting is soft, casting a gentle illumination on her face, highlighting the tears on her cheeks and the emotional depth in her eyes

I think these more complicated images are good but not as photo realistic as Midjourney

Dalle within Bing Co Pilot

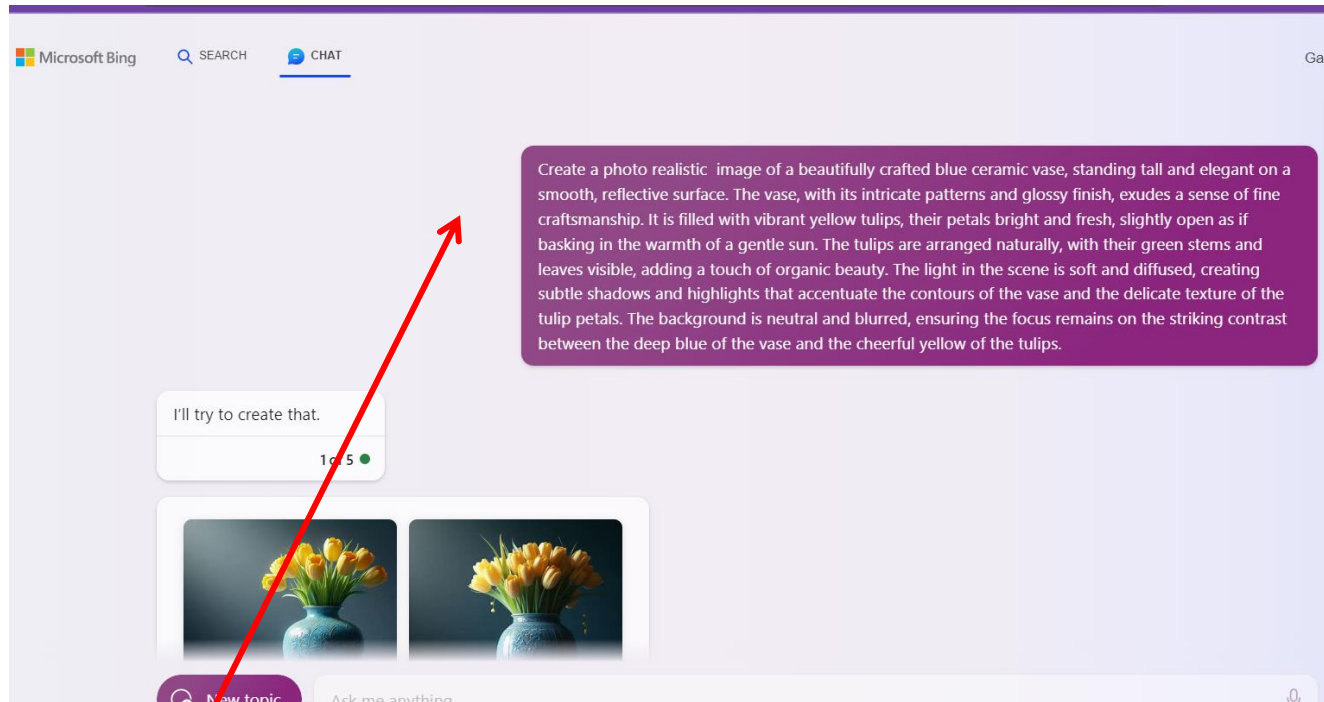


To use Dalle within Bing AI chat go to Bing.com
Then click on CoPilot

Then type in your image prompt

Note: Under Microsoft's
Ts&Cs you can only use
these images for personal
non commercial use

Dalle within Bing AI chat



Type your prompt
It will generate 4 images within 60 seconds
Click on one and you can then download it


What Dalle within Bing AI produced for an easy request



A Blue Ceramic Vase with Yellow Tulips

Create a photo realistic image of a beautifully crafted blue ceramic vase, standing tall and elegant on a smooth, reflective surface. The vase, with its intricate patterns and glossy finish, exudes a sense of fine craftsmanship. It is filled with vibrant yellow tulips, their petals bright and fresh, slightly open as if basking in the warmth of a gentle sun. The tulips are arranged naturally, with their green stems and leaves visible, adding a touch of organic beauty. The light in the scene is soft and diffused, creating subtle shadows and highlights that accentuate the contours of the vase and the delicate texture of the tulip petals. The background is neutral and blurred, ensuring the focus remains on the striking contrast between the deep blue of the vase and the cheerful yellow of the tulips.


What Dalle within Bing AI produced for a difficult detailed request



A Cheetah Running Through a Savannah

Create a photo realistic image of a majestic cheetah in full sprint across the vast expanse of the African savannah. The cheetah, marked by its distinctive black spots on golden fur, exhibits a powerful and graceful form as it races across the terrain. Its muscles are visibly defined, capturing the essence of speed and agility. The savannah around it is a blend of golden grasses and sparse greenery, stretching out to a horizon under a clear blue sky. The sun is high, casting dynamic shadows that accentuate the cheetah's rapid movement. Dust is kicked up under its swift paws, adding a sense of motion and intensity to the scene. This image encapsulates the raw power and elegance of one of nature's fastest animals in its natural habitat

What Dalle within Bing AI produced for a difficult detailed request



A young girl who is crying

Create a photo realistic image of a young girl, around 7 or 8 years old, with long, wavy brown hair that falls gently around her shoulders. Her eyes, a deep shade of hazel, are filled with tears, reflecting a sense of sadness and vulnerability. Her expression is one of sorrow, with her eyebrows slightly furrowed and her small mouth downturned. She is sitting on a wooden bench in a quiet park, surrounded by greenery, adding to the sombre mood of the scene. The lighting is soft, casting a gentle illumination on her face, highlighting the tears on her cheeks and the emotional depth in her eyes

I think these images are very similar to the Dalle images within Chat GPT

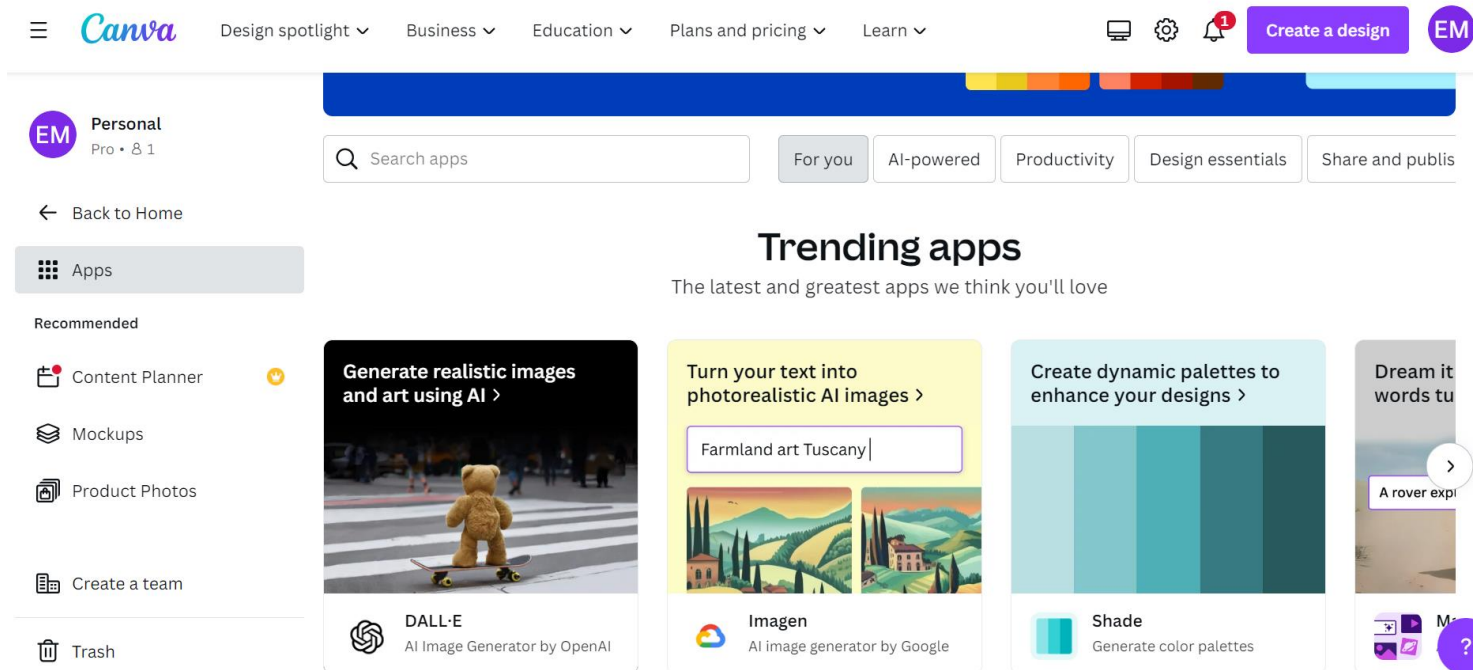
Dalle within Canva (using the Dalle App)



Canva has opened up it's API to 3rd party companies so now there are lots of apps that allow you to integrate with Canva

Overview of the new Apps area:

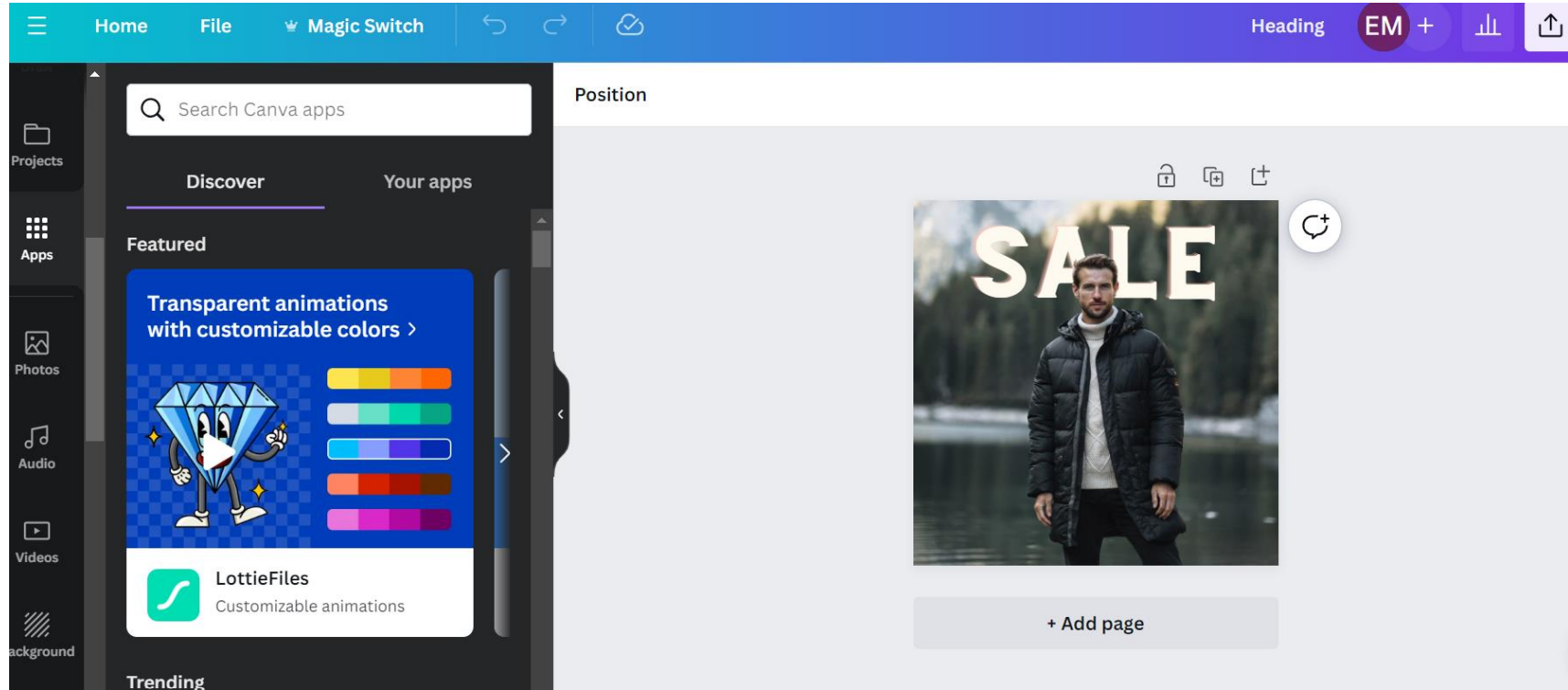
What you need to know about apps



- Apps allow you to do a lot more with Canva. They are like extra tools you can use
- Recently Canva opened up its API to 3rd party companies so now you can use 3rd party apps as well as Canva's own apps

There are 2 ways to find apps. The first is to click on Apps on the left menu of homepage and then browse through the latest apps, trending apps etc

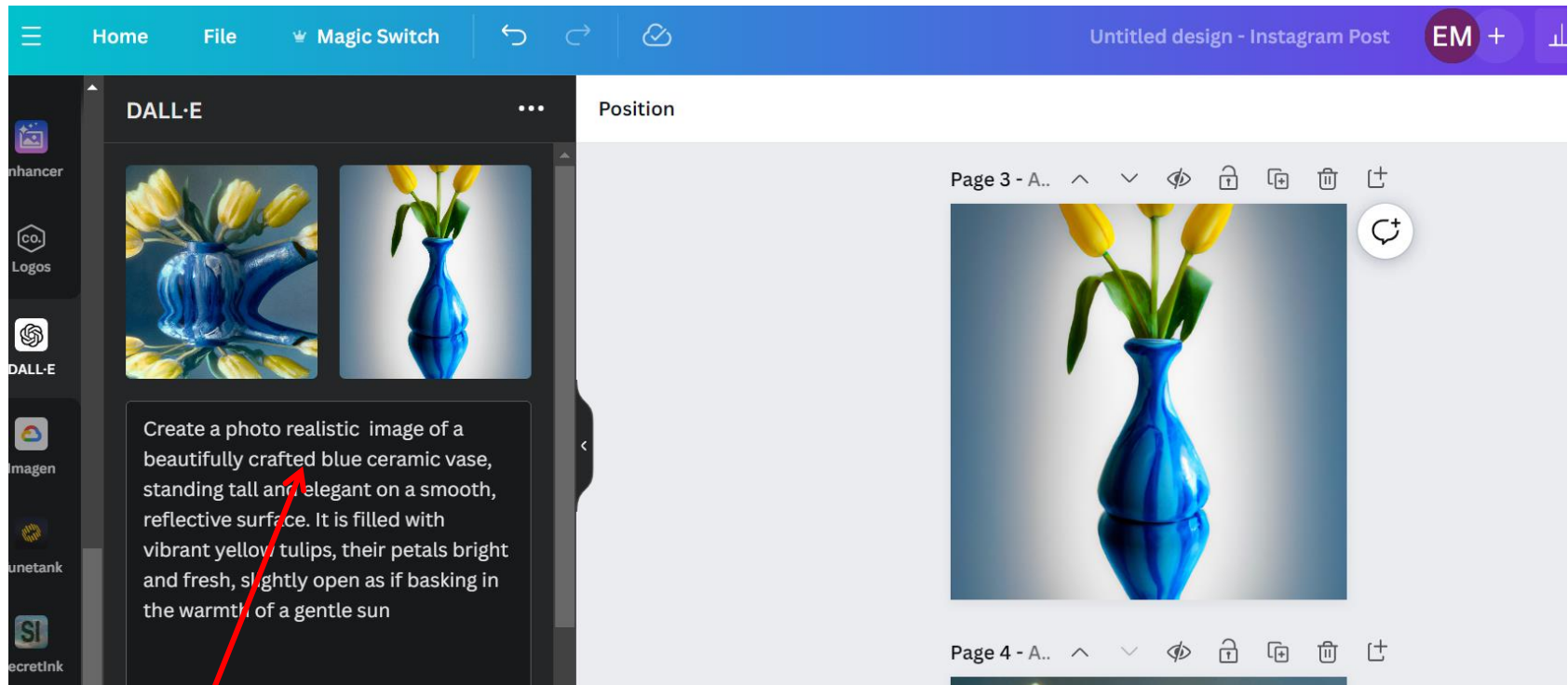
Overview of the new Apps area: What you need to know about apps



The 2nd way to access apps is when you are creating a design
Click on apps on the left hand menu
Then browse through the apps

To use one simply click on one and then Install

Dalle within Canva (using the Dalle App)



- Go to apps
- Search for Dalle
- Install the app
- Fill in your prompt in the prompt box.
- Click generate

What Dalle within Canva produced for an easy request



There is a character limit in the Dalle app of 350 characters for a prompt so you cannot be as descriptive

When I simply asked for an image with a blue ceramic vase with yellow tulips this is what was produced.

What Dalle within Chat GPT produced for an easy request



A more descriptive prompt ...

Create a photo realistic image of a beautifully crafted blue ceramic vase, standing tall and elegant on a smooth, reflective surface. It is filled with vibrant yellow tulips, their petals bright and fresh, slightly open as if basking in the warmth of a gentle sun

What Dalle within Canva produced for an intermediate request



The quality of these images is terrible. I advise that you don't use this app. It looks like they are using a very old version of Dalle

What we will cover

AI Image Generation tools

Midjourney

Dalle

- Within Chat GPT plus
- Withing Bing / Co Pilot
- Within Canva

Leonardo


AI Video Generation tools

Runway – text to video tool

Canva - Text to video tool

Deep nostalgia - Turn an old photo into a video

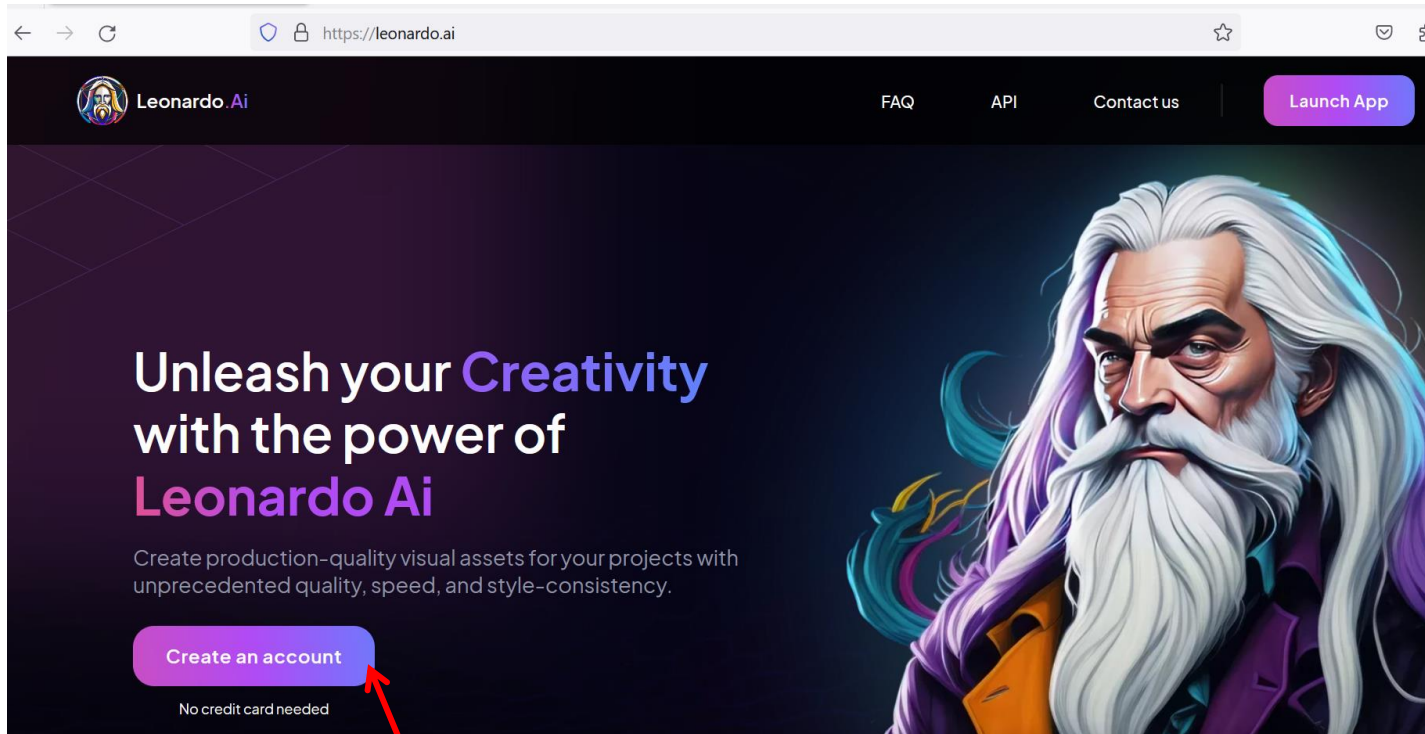
Leonardo



Leonardo is an AI image generation that ...

1. Is easier to use than Midjourney
2. Produces images that are excellent
3. You can create 6-8 free images per day using their best image creation model (alchemy) for a limited period.
4. They make it easy to create different styles of images because they offer different image generation models

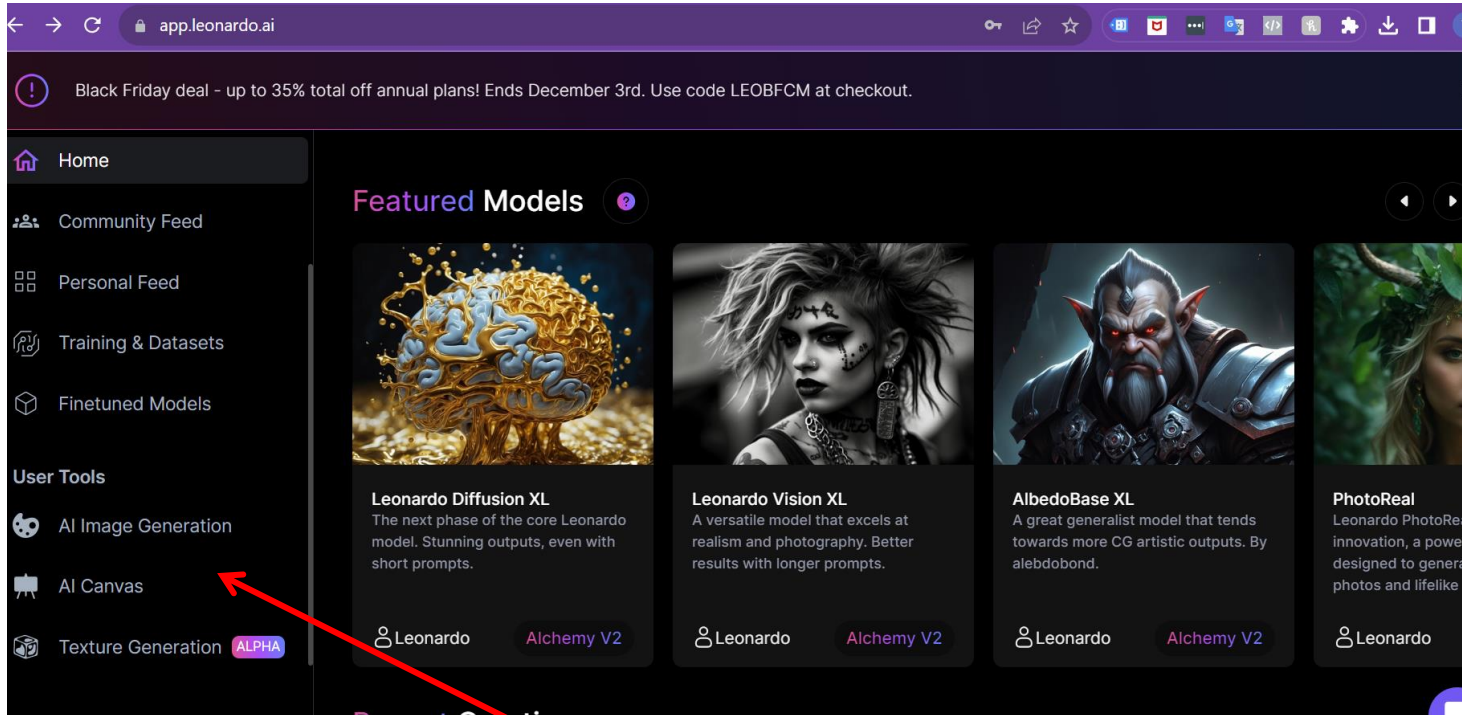
Leonardo



Go to leonardo.ai

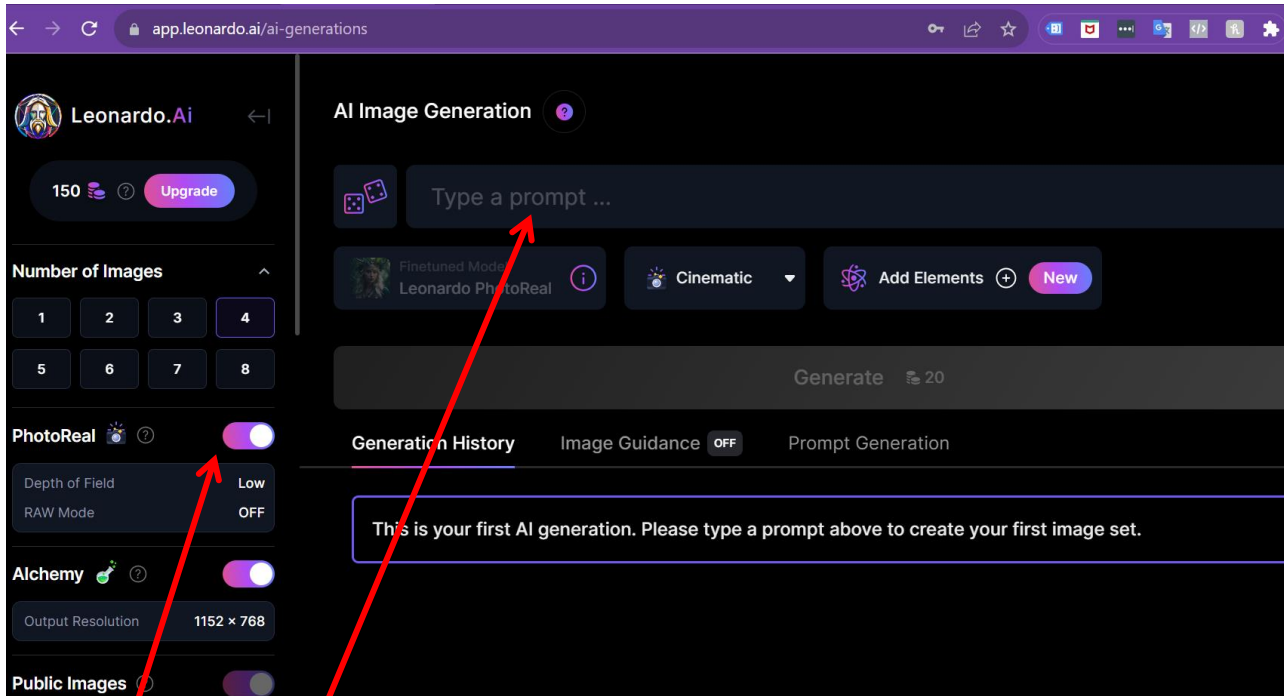
Click create an account and register for a free account

Leonardo



When you login click on AI image generation on the left hand menu

Leonardo



Switch on the option for Photo real to get realistic images
Type you prompt into this box

Note – you get 150 credits each day. An image uses 20 credits so you can create around 7 free images a day.


What Leonardo.ai produced



The quality of these images is excellent and is comparable to Midjourney

My view - Which are the best image generation tools in rank order

1. MidJourney



Quality of image – Excellent
Cost: €10 per month
Able to use commercially? Yes

2. Leonardo



Really good
Limited trial 8 free images
Yes

3. Dalle in Chat GPT



Good
Part of Chat GPT Pro (€20/ m
Yes

What we will cover

AI Image Generation tools

Midjourney

Dalle

- Within Chat GPT plus
- Withing Bing / Co Pilot
- Within Canva

Leonardo

AI Video Generation tools

Runway – text to video tool

Canva - Text to video tool

Deep nostalgia - Turn an old photo into a video

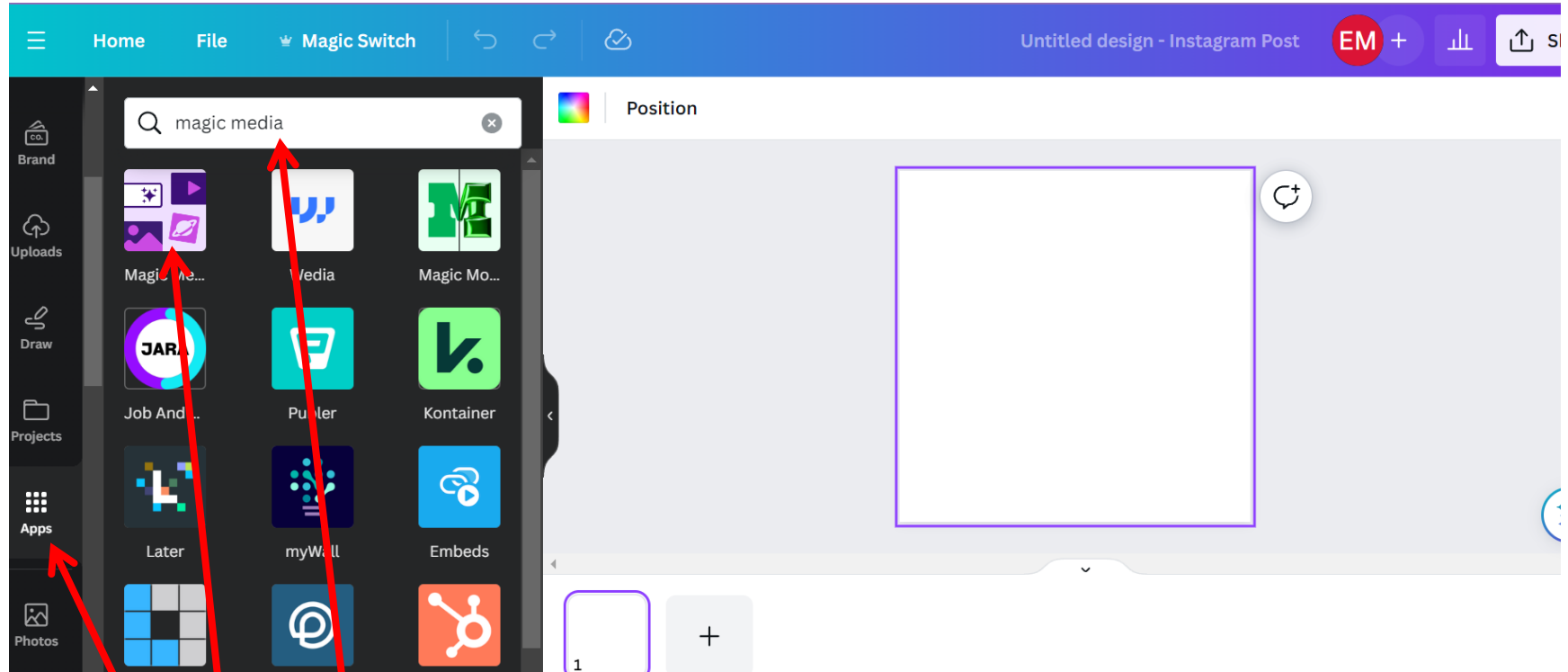
How can text to video creation impact your digital marketing?



Currently when you are looking for stock videos you would go to Pixabay.com or the video library in Canva

1. As these tools become more common and powerful you can easily have short footage videos created that perfectly match what you are trying to convey. You can then overlay these footage videos onto your main video.
2. In 2024 video creation tools are very likely to be incorporated directly into TikTok and Reels and so as you are about to create a video you can customise your own videos

Canva Magic media – Text to video generator



Create a short video by describing it

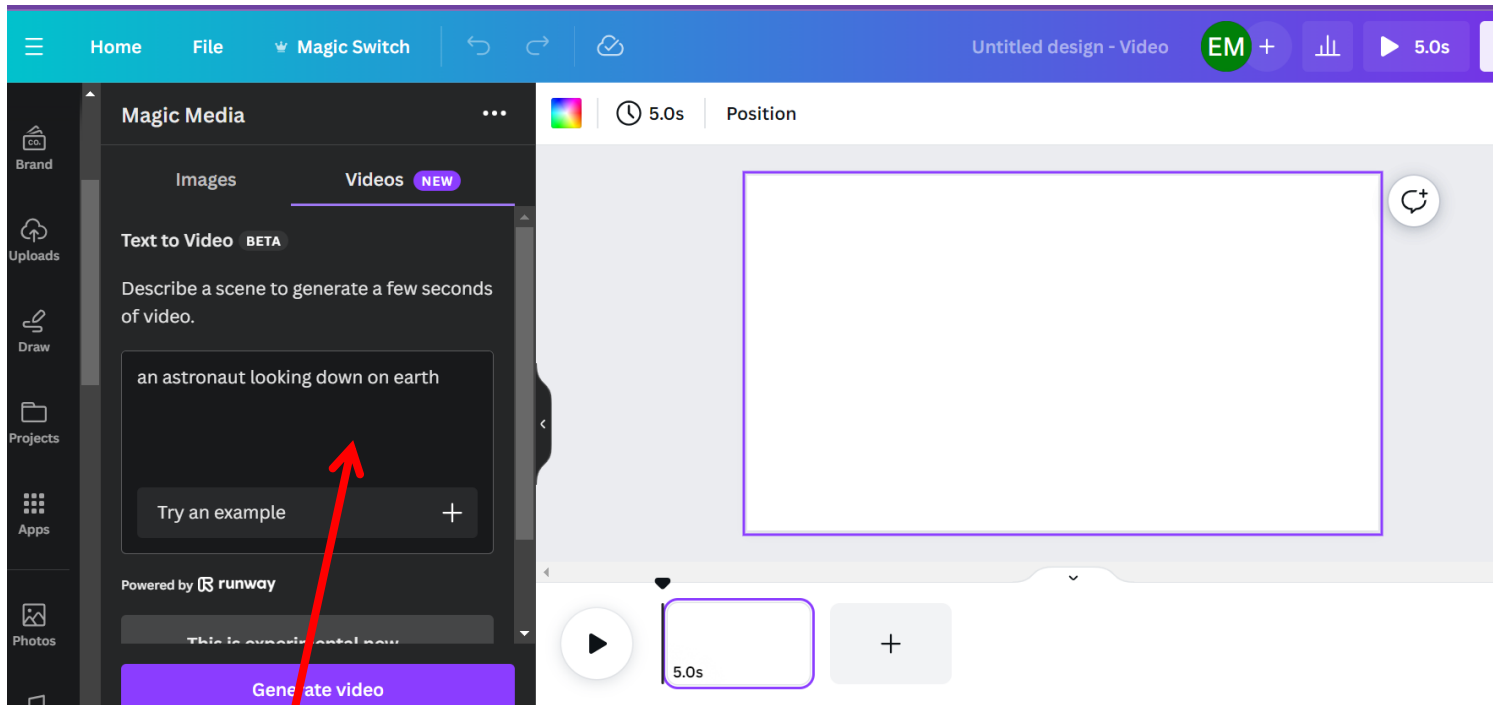
- Select your canvas shape
- On the left menu click on Apps
- Search for Magic Media
- Click on Magic media



This is a Pro feature

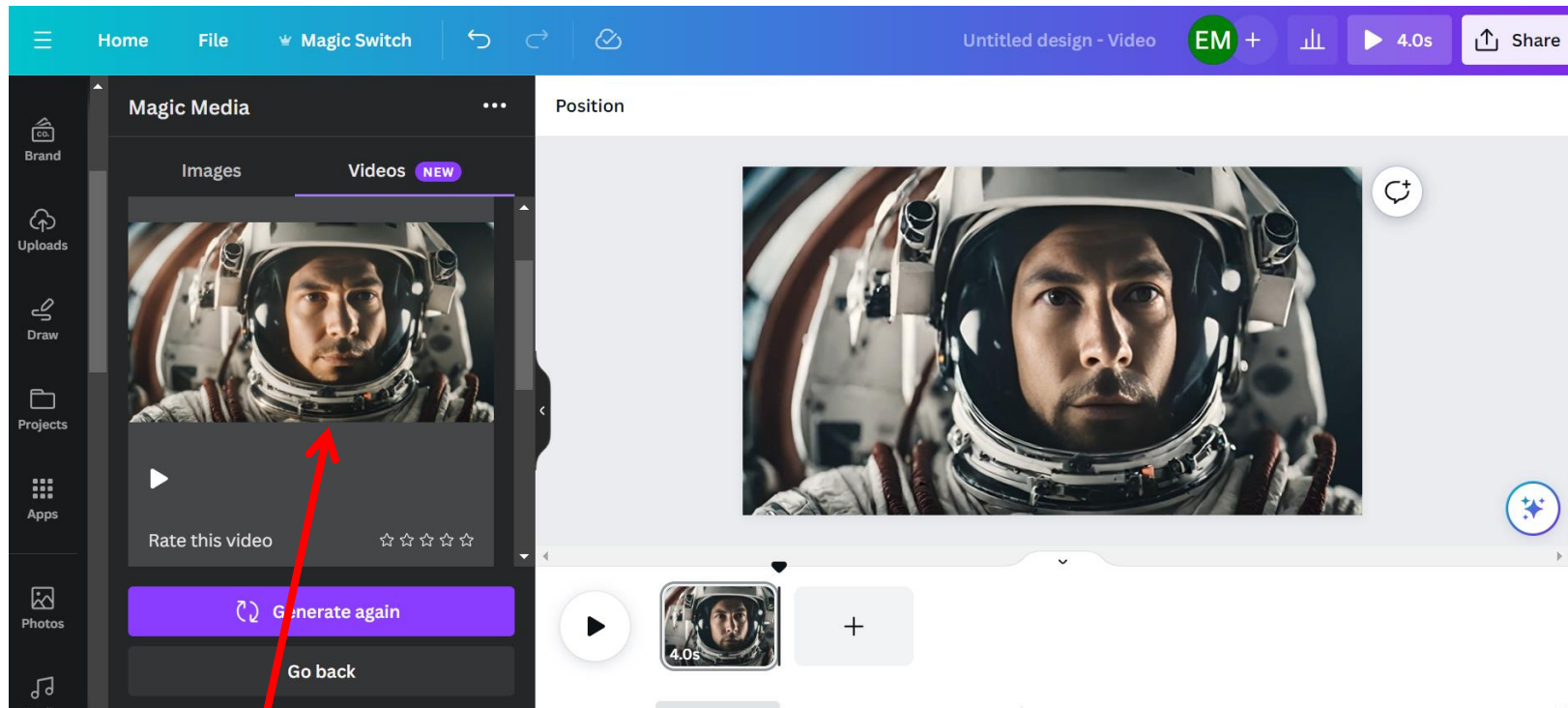
However, free accounts can use it 5 times for free

Magic media – Text to video generator



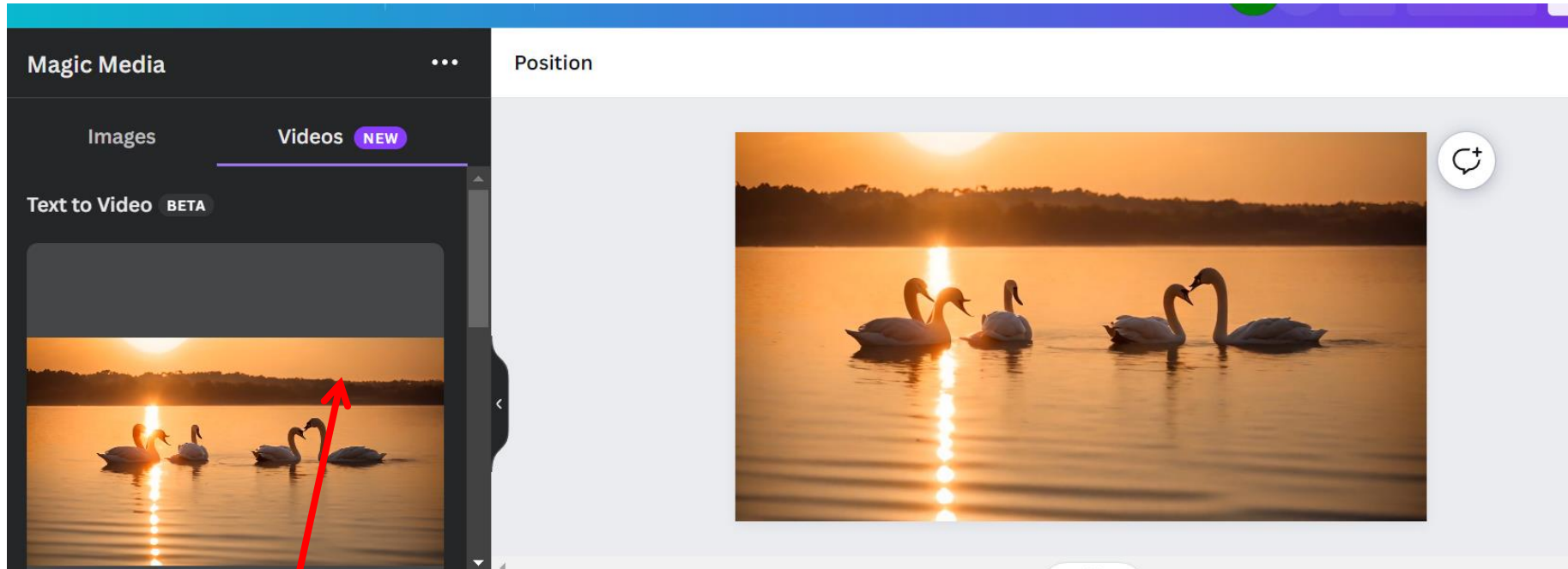
Click on Video to indicate you want to create a video
Type in your description. Be as descriptive as possible
Click generate

Magic media – Text to video generator



When your video is generated simply drag it down onto the timeline
Your video will be 5 seconds long
Click generate again if you want a different version. When you do it uses one of your credits

Magic media – Text to video generator

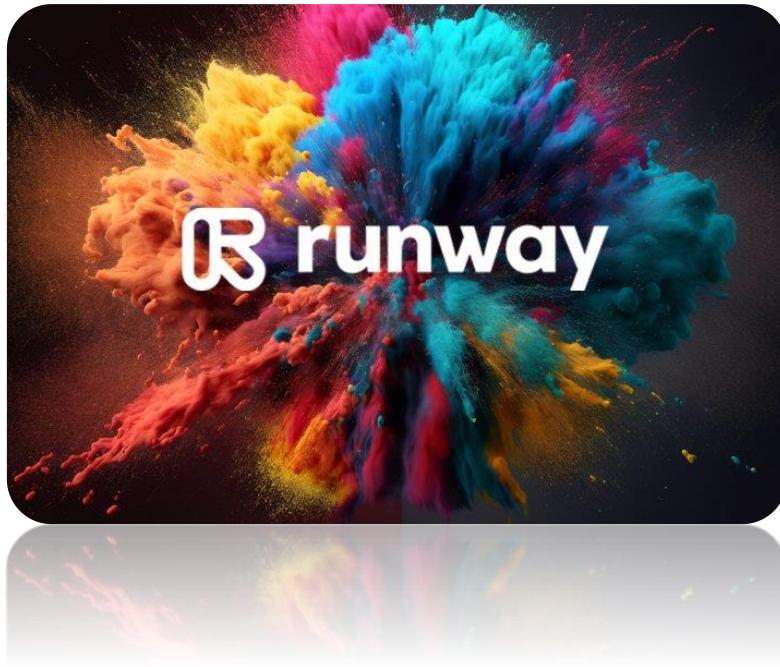


Based on the prompt:

Create a video of a beautiful sunset on a lake. There are swans on the lake

I do not think the quality of the videos created on Canva is currently good enough for your marketing. However, they will be improving it so check it every now and then

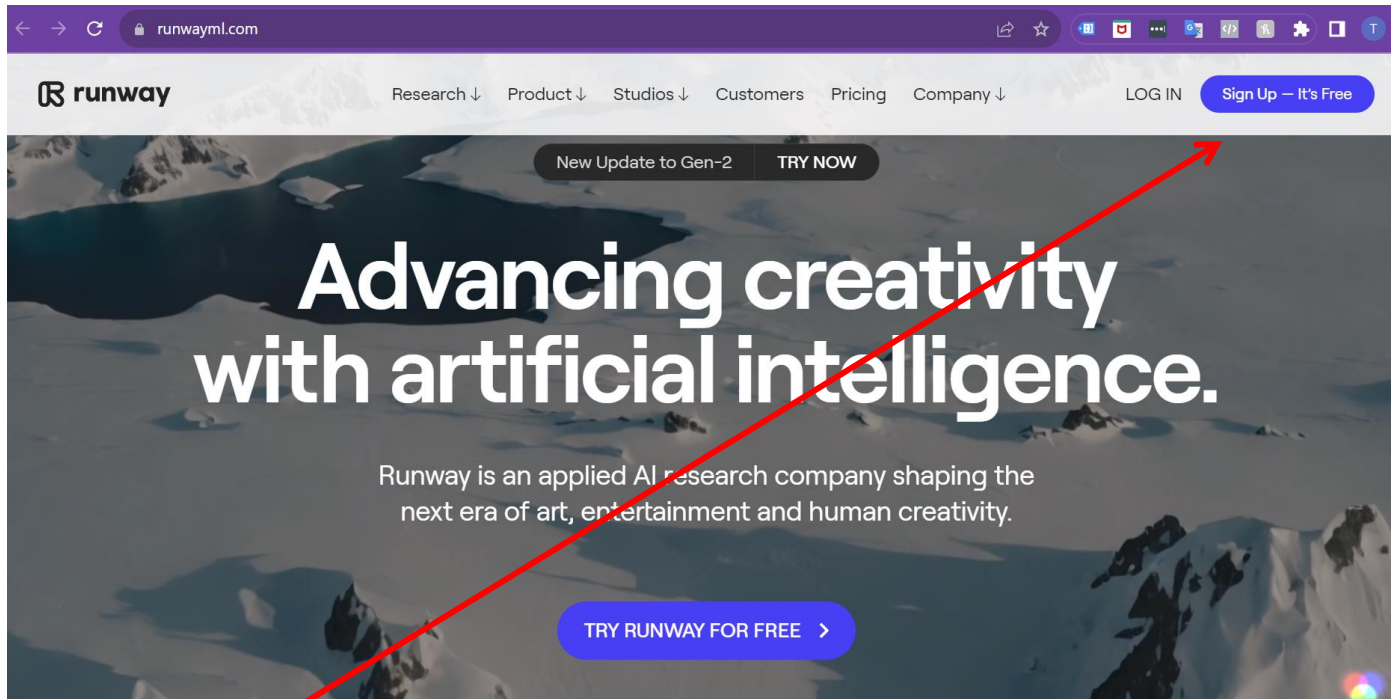
Runway



Runway is the leading AI video creation tool and I would definitely use this rather than Canva

You receive free credits to try making videos using Runway

Runway



Go to runwayml.com or search for Runway ML in Google
Sign up for a free account and you will be able to test their tools for free
Then login

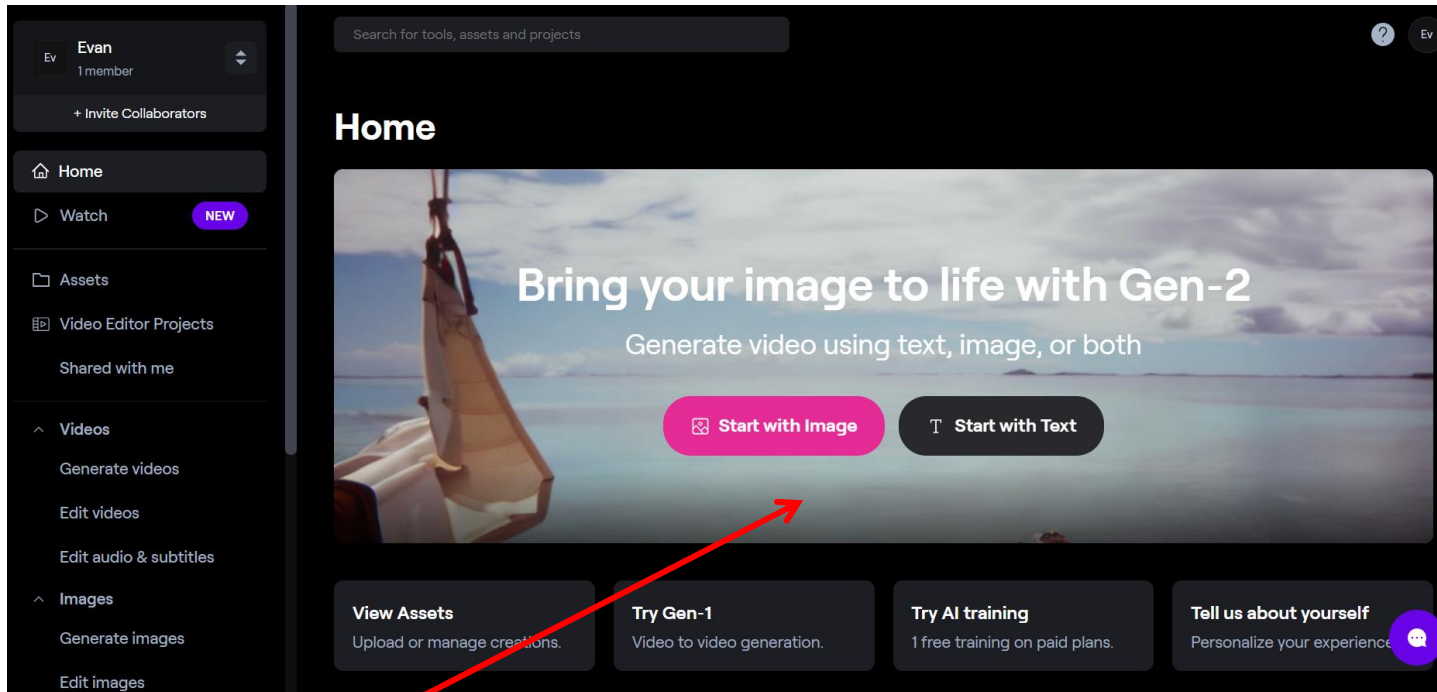
The screenshot displays the Runway pricing page with a navigation bar at the top. The navigation bar includes the Runway logo, links for Research, Product, Studios, Customers, Pricing, and Company, a LOG IN link, and a 'Sign Up - It's Free' button. Below the navigation bar, there are four pricing tiers presented in columns:

- Free Forever:** Features a 'Sign up' button. The list of features includes: 125 credits, inability to buy more credits, inability to upscale resolution or remove watermarks on Gen-1 and Gen-2, and Gen-1 (Video to Video) up to 4 sec.
- \$12 per user per month:** Features a 'Subscribe now' button. The list of features includes: 625 credits/month, credits reset to 625 every month starting from the subscription date, and the ability to upscale resolution and remove watermarks on Gen-1 and Gen-2.
- \$28 per user per month:** Features a 'Subscribe now' button. The list of features includes: 2250 credits/month, credits reset to 2250 every month starting from the subscription date, and the ability to upscale resolution and remove watermarks on Gen-1 and Gen-2.
- \$76 per user per month:** Features a 'Subscribe now' button. The list of features includes: Unlimited video generations, all Pro Plan features plus unlimited generations of Gen-1 and Gen-2 in Explore Mode at a relaxed rate, and credits with no rate.

A red arrow points from the bottom text to the 'Sign up' button of the Free Forever plan.

With the free account you receive 125 credits
This gives you approx 6 four second videos

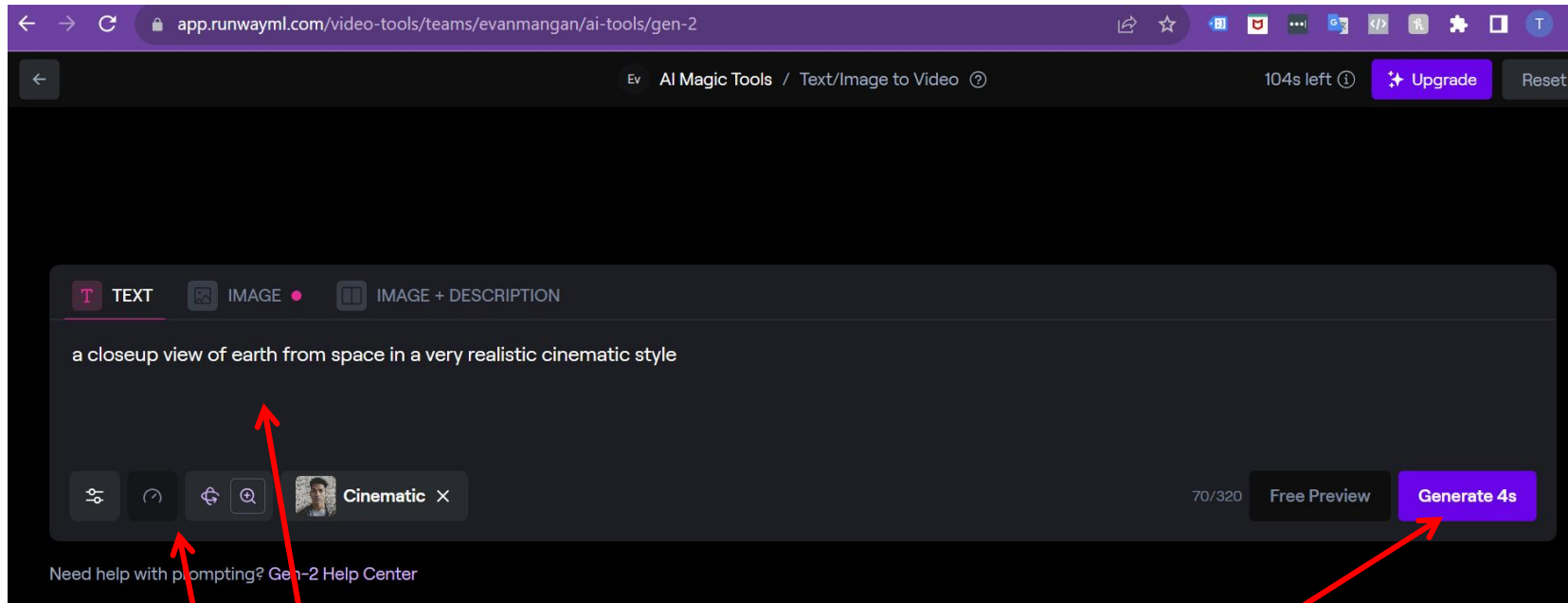
Runway



You can create a video based on an image or based on a text prompt

Note – you have 125 free credits. Each second of a video uses 5 credits

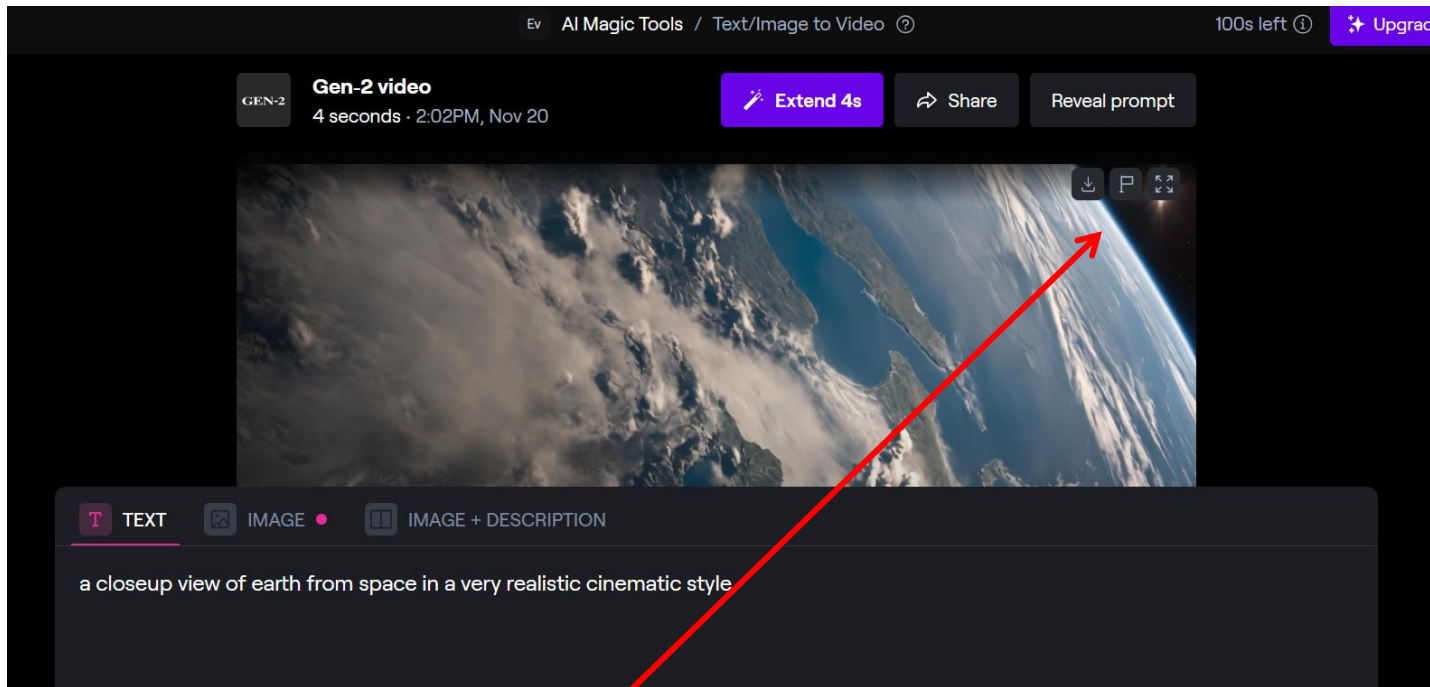
Runway



Write a detailed prompt. Start with what you want to see and then add detail about style e.g. Cinematic or 3 d cartoon

You can choose to have the camera pan or zoom in your video. You can also specify the style from a drop down. Also try free preview and it might show you a free image before generating the video (depending on how busy the servers are)

Runway

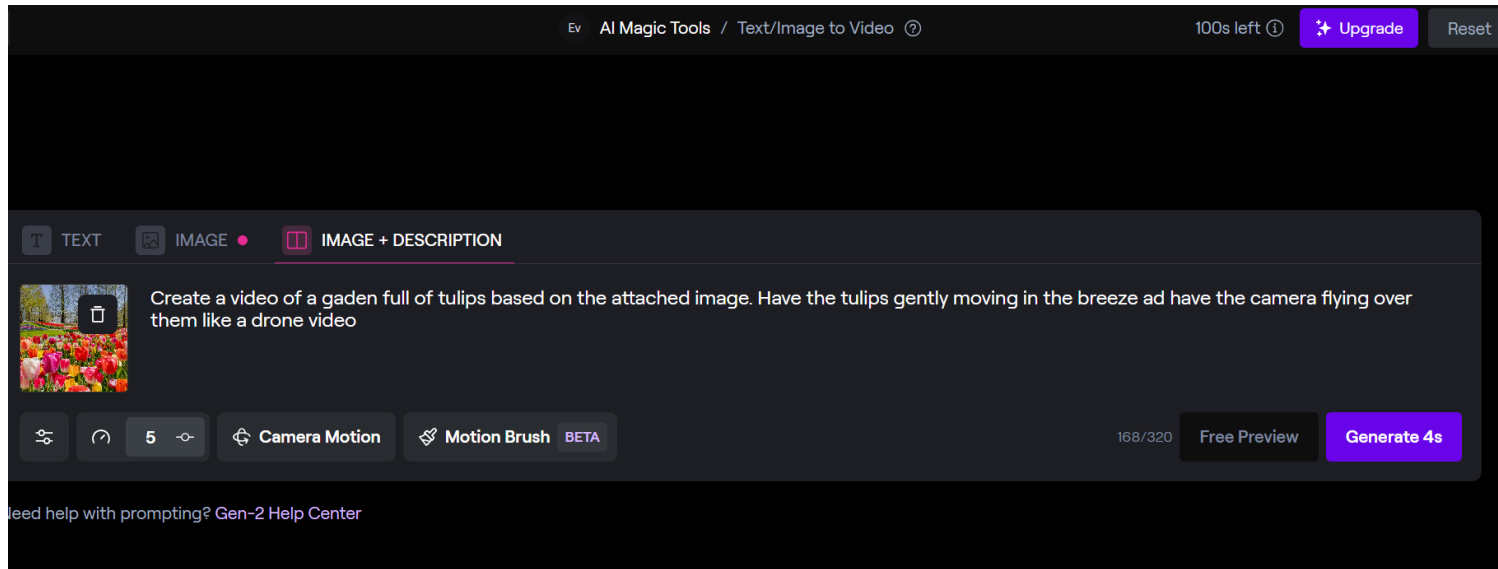


It creates a 4 second video within a minute or two

You can expand to view the video full screen

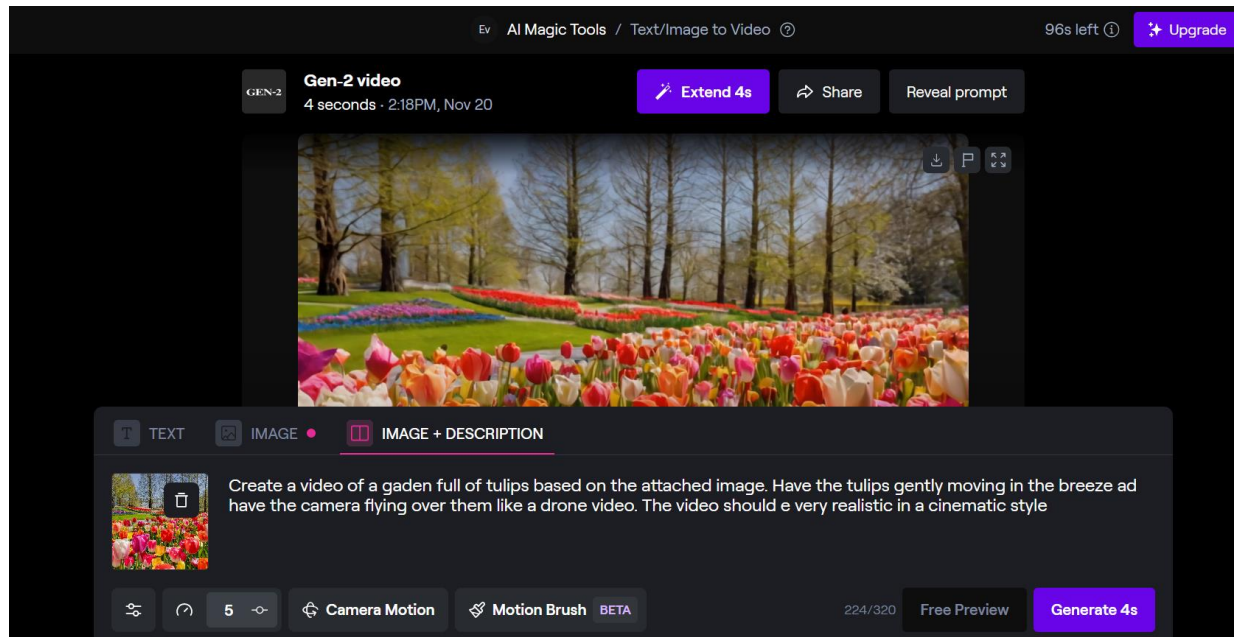
You can download your video

Runway



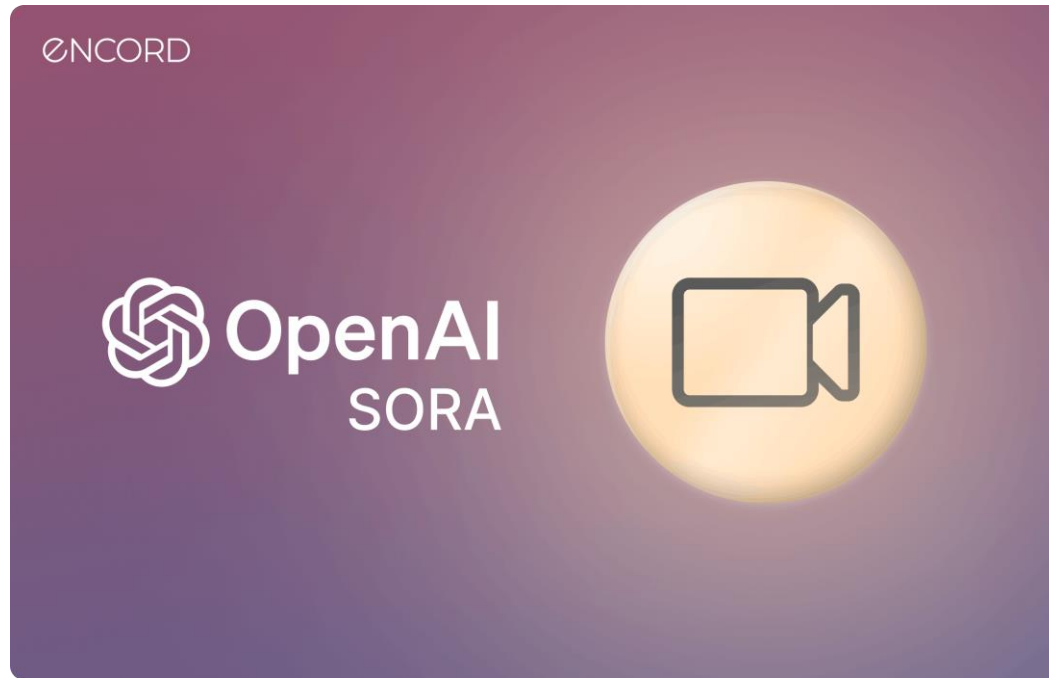
You can also create a video based on an image and text prompt
Select the option for create video based on image
Attach the image
Add your detailed text prompt

Runway



Your video will be created and you can download it.

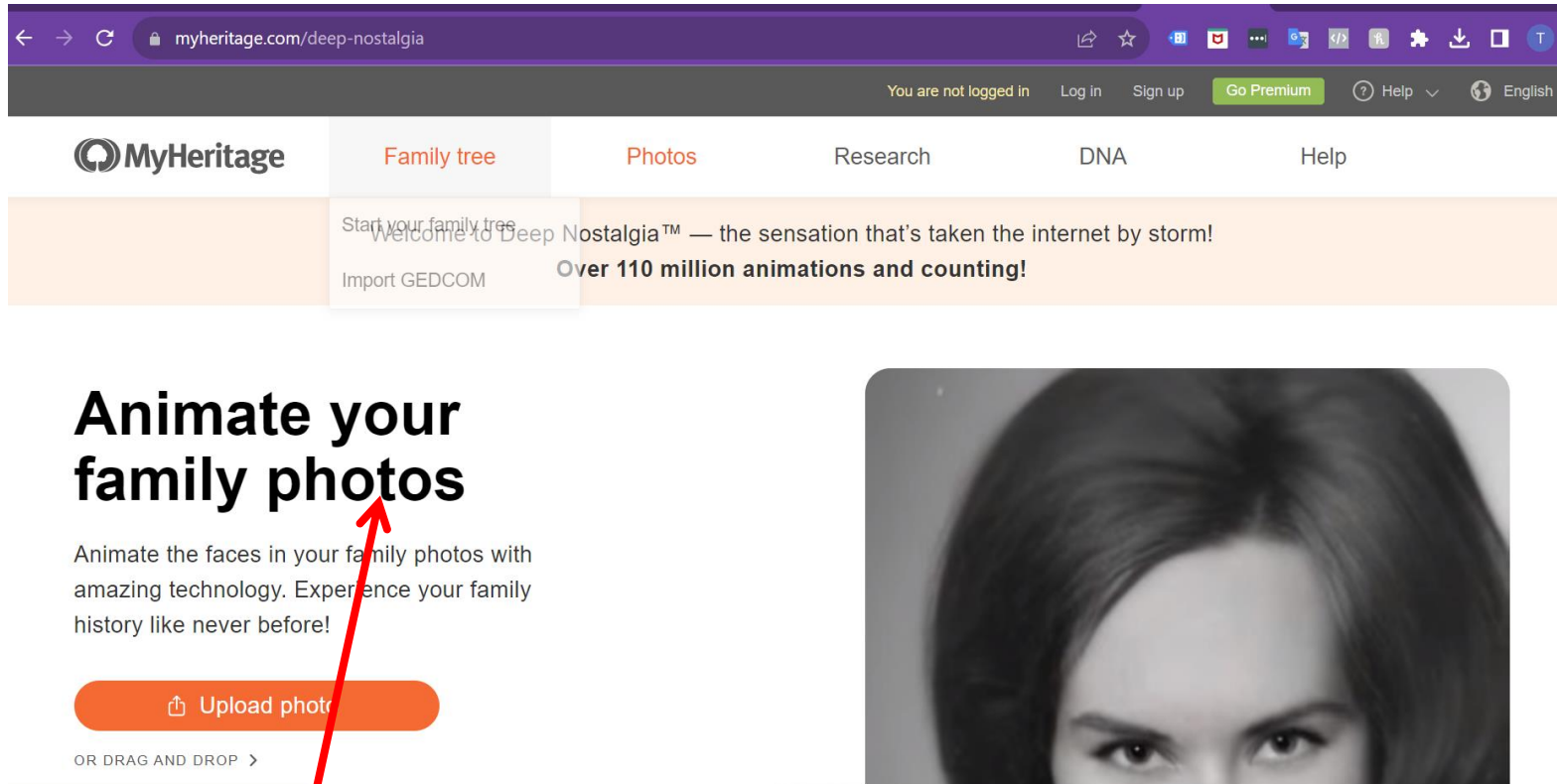
Sora – Will be launching soon from Open AI and looks amazing



Based on a text prompt it will generate 60 second videos
Currently in beta with high profile youtubers / creators

You can see examples of what it creates here <https://openai.com/sora>

Deep Nostalgia - Turn an old photo into a video



Do a Google search for Deep Nostalgia My Heritage and click on the result
Create a free account
Upload an image of a person
The AI will then bring the photo to life.

What we will cover

AI tools to generate Avatars

Synthesia.io

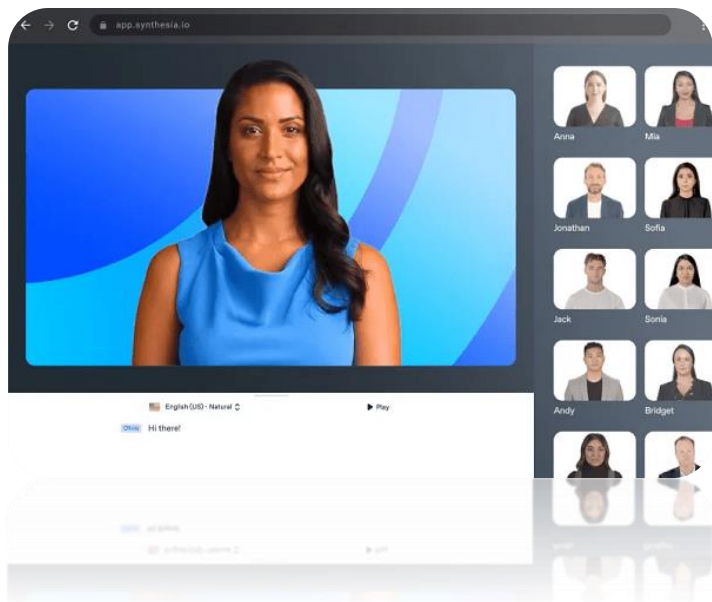
D-ID – within Canva as an app

AI Voice generation tools

11 labs - for AI voice overs

Descript – for voice cloning

How can AI video avatars impact your digital marketing?



Perhaps you want to make ...

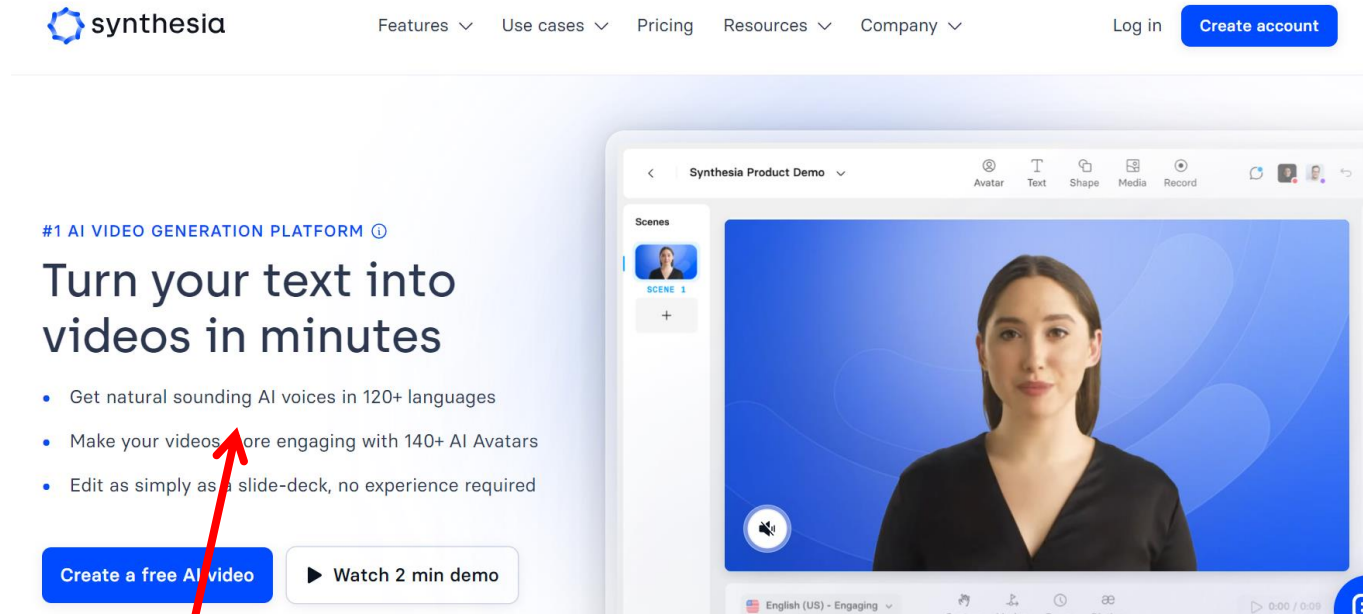
- **Educational / training videos**
- **Customer service videos explaining how your product works.**
- **Website videos that explain how your product works**

Currently if you want a person speaking in your video you need have all of the equipment and then shoot the video, including lots of takes

With an AI video Avatar you can choose the person that you would like to speak in your video and provide the text. That AI person will then speak it in the video – no need for recording equipment etc.

The person can also speak it in any language you want.

Synthesia – Create an AI video Avatar who will say what you type

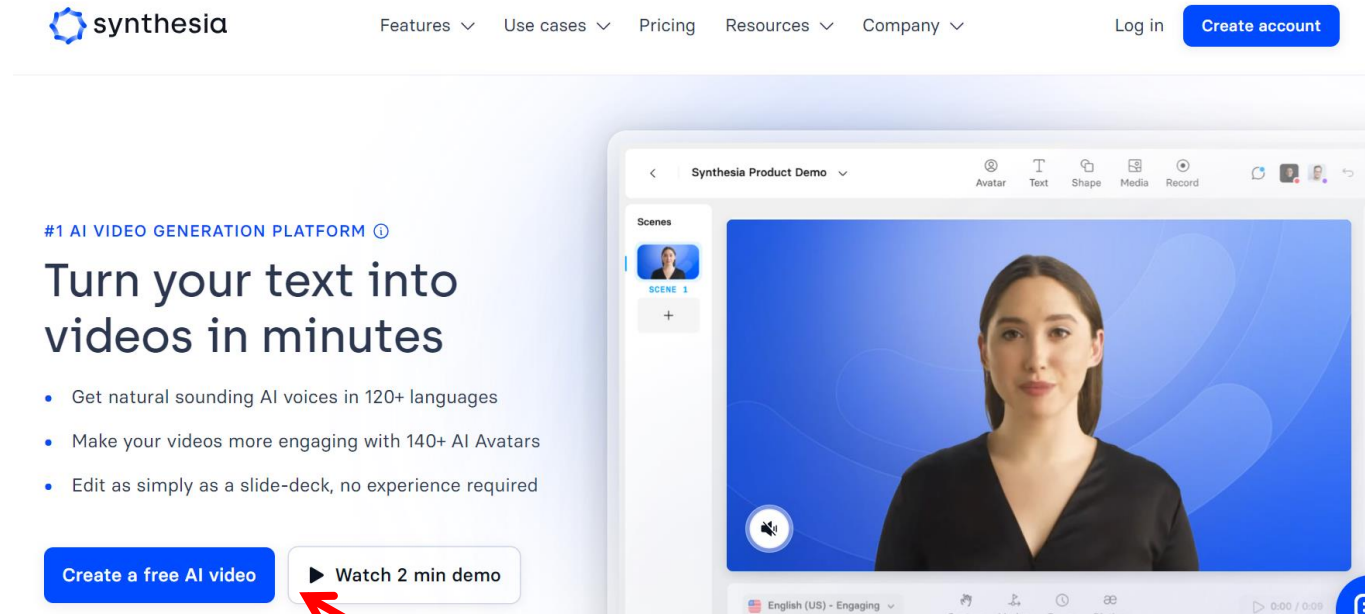


Would you like someone speaking in your video but you don't want to hire someone or even shoot the video? You can have an AI person (avatar) say what you want in a video

Search for Synthesia.io or click on this link <https://www.synthesia.io/>

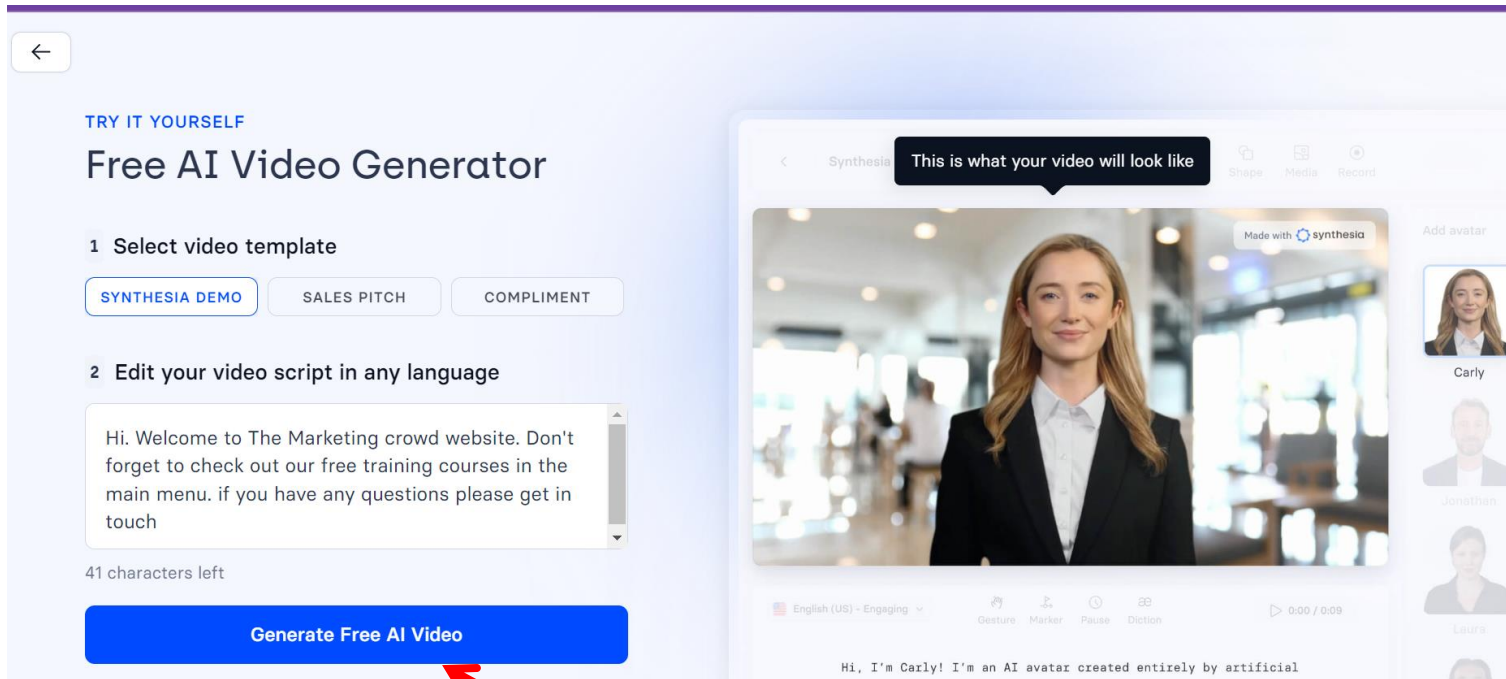
Signup for a free account and then sign in

Synthesia – Create an AI video Avatar who will say what you type



To try this service, on the homepage click on Create a free Avatar

Synthesia – Create an AI video Avatar who will say what you type



Type in the text that you would like the Avatar to speak
Click generate free AI video
It will then ask you to filling your name and email address

Synthesia – Create an AI video Avatar who will say what you type

● WE'RE GENERATING YOUR VIDEO!

You'll receive the video via email

Please check your spam folder too. And in the meantime, you can watch a quick product tour below.




Evan, your AI video is ready! 🙌

Want an AI video superpower? You can now create videos 10x faster than before. No filming crews, studios, or complicated editing software required.


Watch your AI video

They will then send you an email (within 10 mins) with a link to your video

Synthesia – Create an AI video Avatar who will say what you type



Click this link to view the sample video
<https://share.synthesia.io/914b6cd6-d476-4a5c-9cf1-03005f338818>



Click this link to view the sample video
<https://share.synthesia.io/5141d1e1-a4bc-4238-95d2-ac6acb1eb403>

Synthesia – Create an AI video Avatar who will say what you type

Starter Yearly, -25%

Ideal for individuals just starting out with video creation.

€20 /month

€240 billed yearly. [Pay monthly →](#)

Create account now

- ✓ 1 editor & 3 guests ⓘ
- ✓ 120 minutes of video/year ⓘ
- ✓ 70+ AI avatars ⓘ
- ✓ 120+ languages and voices ⓘ
- ✓ AI script assistant New! ⓘ
- ✓ Built-in screen recorder ⓘ
- ✓ Image, video & music uploads ⓘ

They have 140 avatars to choose from
They have over 120 voices and accents

So, if you wanted to use an Avatar in your marketing videos, for \$20 a month you can have 2 hours of video a year

For \$59 / mth you get 6 hours of video


€59 /month

€708 billed yearly. [Pay monthly →](#)

Create account now

- ✓ 1 editor & 5 guests ⓘ
- ✓ 360 minutes of video/year ⓘ
- ✓ 90+ AI avatars ⓘ
- ✓ 120+ languages and voices ⓘ
- ✓ AI script assistant New! ⓘ
- ✓ Built-in screen recorder ⓘ
- ✓ Image, video & music uploads ⓘ

Synthesia – Create an AI video Avatar who will say what you type



What is a custom avatar?

A custom avatar is a realistic digital version of yourself. Designed in the same style as our stock avatars, they capture your unique likeness. With custom avatars, you can create personalized videos in 120+ languages.

Synthesia also provides the technology to create a Custom Avatar based on your self

<https://www.synthesia.io/features/custom-avatar>

See an example in this YouTube video

<https://youtu.be/9YrYF0wpisg?si=zbS5MtQCL1wwW37c&t=244>

Synthesia – Create an AI video Avatar who will say what you type

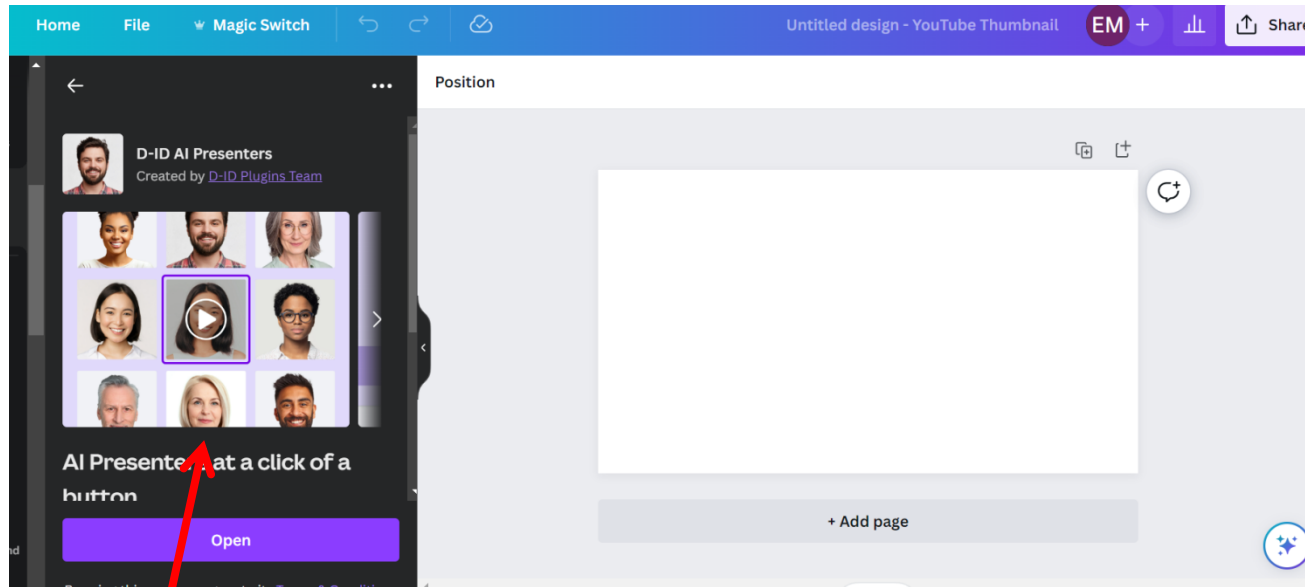
GET STARTED

Which custom avatar is right for you?

Webcam AI Avatar	Studio AI Avatar
A cost effective solution	Professional-quality avatar
Record from your laptop	Upload studio recordings
720p max. resolution	1080p max. resolution
Chest up framing	Choice of framing
1 free avatar in Starter plan (annual)	Paid add-on feature
Ready in 5 business days	Ready in 10 business days

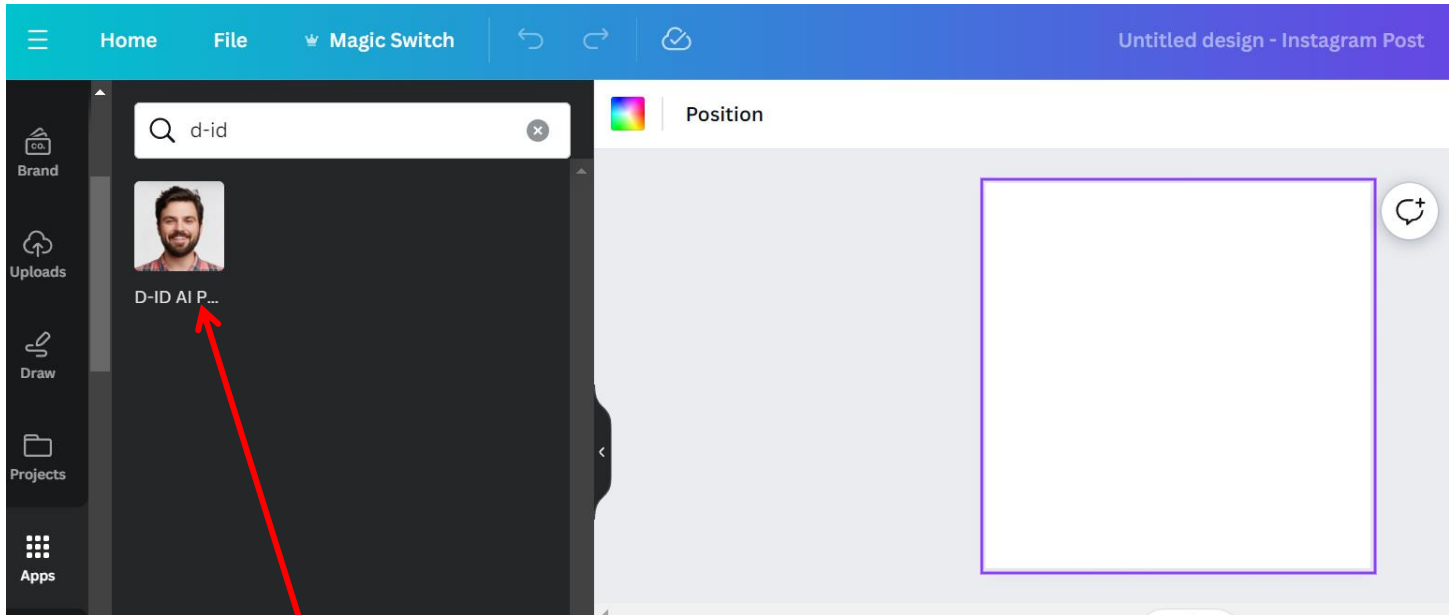
1. You can create an Avatar of yourself by providing some footage using your web cam
 - You get one Avatar of yourself with the Starter plan (\$20 a month)
 - However, you cannot add your own cloned voice to this – an Ai voice will be used.
2. You can provide a professional studio quality video (you need to provide this)
 - Only available on the enterprise plan. Estimated at €1000
 - You can add your cloned voice to this

D-ID – Create an AI video Avatar within Canva who will say what you type



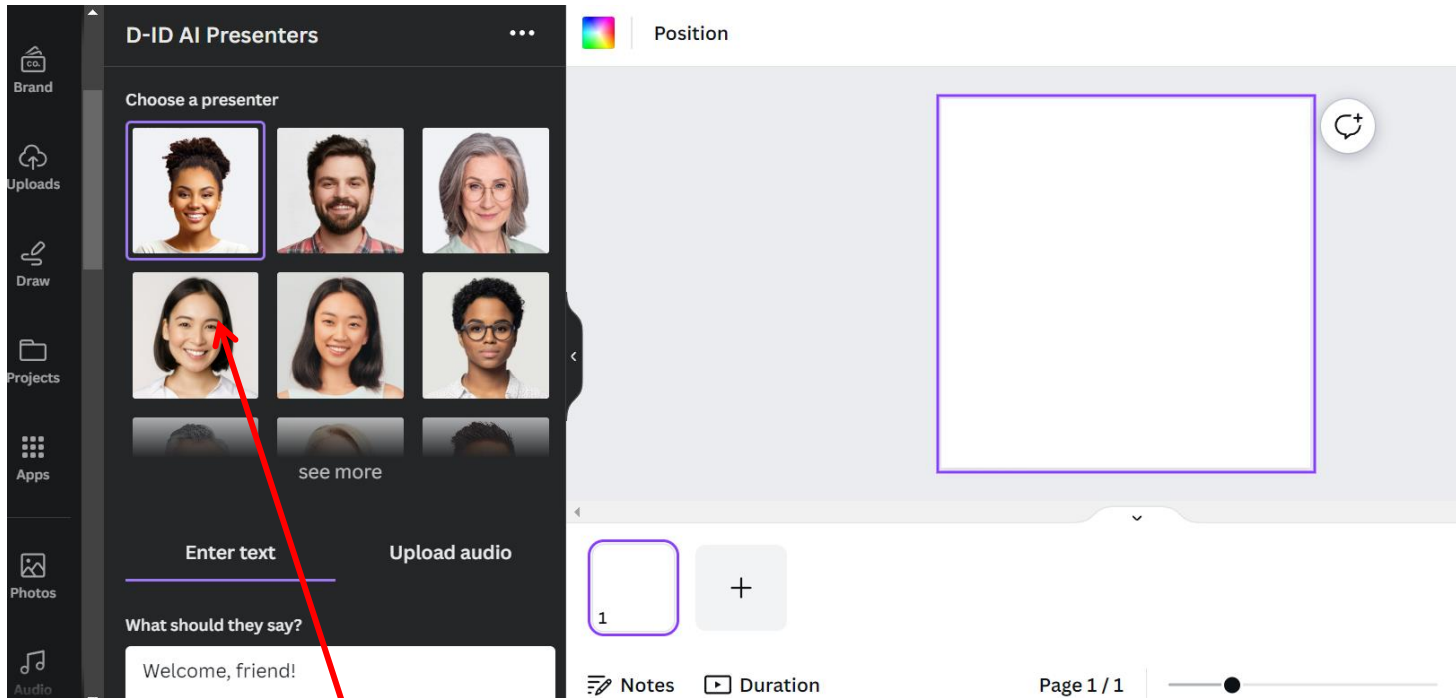
D-ID is an app within Canva that you can use to create a video Avatar

D-ID – Create an AI video Avatar within Canva who will say what you type



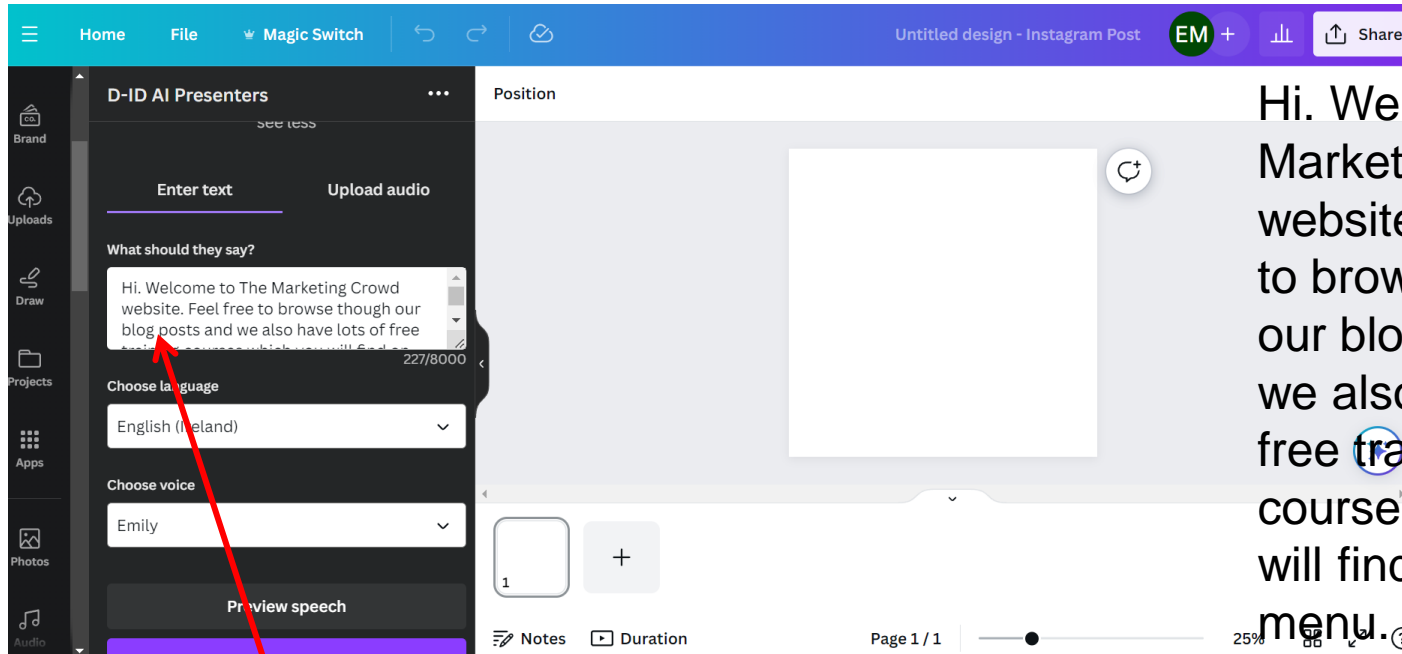
1. Choose your Canvas shape e.g. Square, portrait or landscape
2. Click on Apps on the left hand menu
3. Search for D-ID
4. Then click on the search result

D-ID – Create an AI video Avatar within Canva who will say what you type



1. Browse through the list of presenter and choose one

D-ID – Create an AI video Avatar within Canva who will say what you type

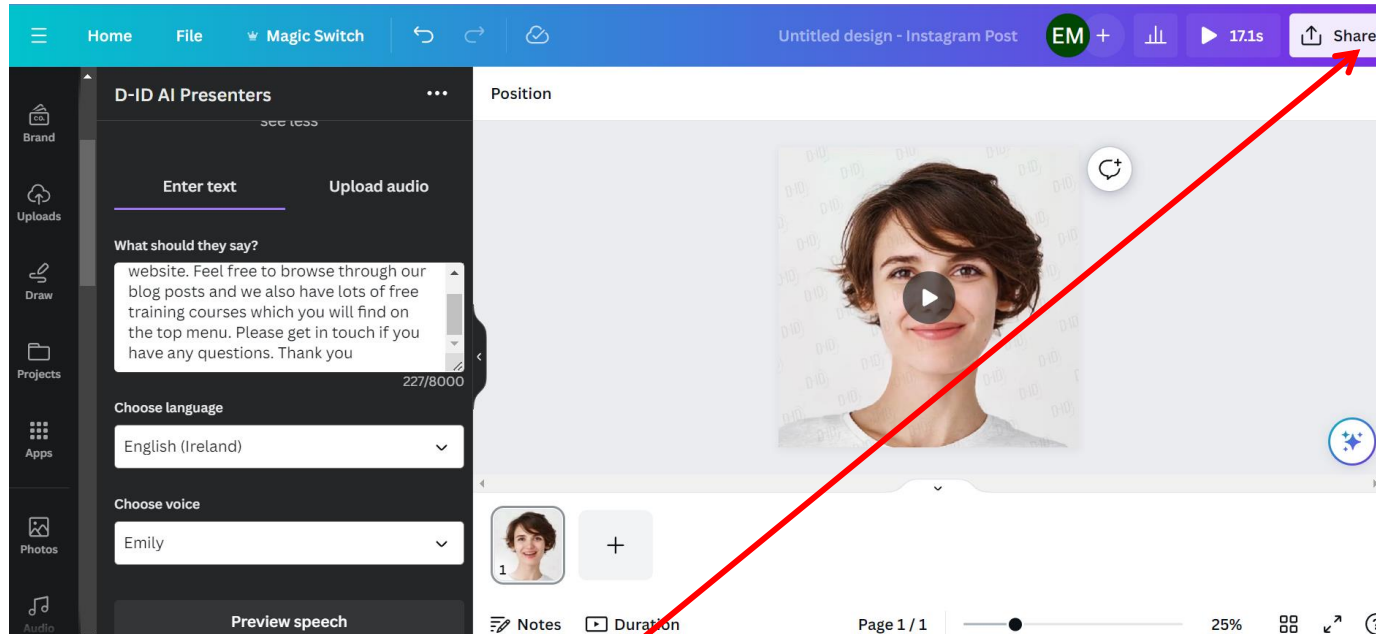


Hi. Welcome to The Marketing Crowd website. Feel free to browse through our blog posts and we also have lots of free training courses which you will find on the top menu. Please get in touch if you have any questions. Thank you

Type in the text that you would like spoken by an Avatar
Choose the language e.g. English (Irish)
Choose a voice
Then click preview speech to hear the voice / accent
Click generate presenter to see the Avatar (you will have to create a free account)

You get 20 credits with a free account/ Each Avatar will use 2 credits

D-ID – Create an AI video Avatar within Canva who will say what you type



You now have the Avatar video

It will automatically be saved into your videos library
You can also download it

I think AI Avatars will become more common.

They have improved hugely in the past year but they still need to become even more realistic

What we will cover

AI tools to generate Avatars

Synthesia.io

D-ID – within Canva as an app

AI Voice generation tools

11 labs - for AI voice overs

Descript – for voice cloning

How can AI voices impact your digital marketing?



I think AI Voice creation will lag behind image and video generation but you will start hearing more about it.

1. If you want a professional voiceover for a video

Currently you would either record your own voice and add it as a voiceover in a video or you would commission a voice over artist.

With either of these you would need to re record it in a foreign language if you wanted to

With AI voices you can simply choose a voice that you like, type what you want and it will say it. You can add it to your video

And if you want that voice saying it in a different language it will translate it and say it in any language you want. .

How can AI voices impact your digital marketing?



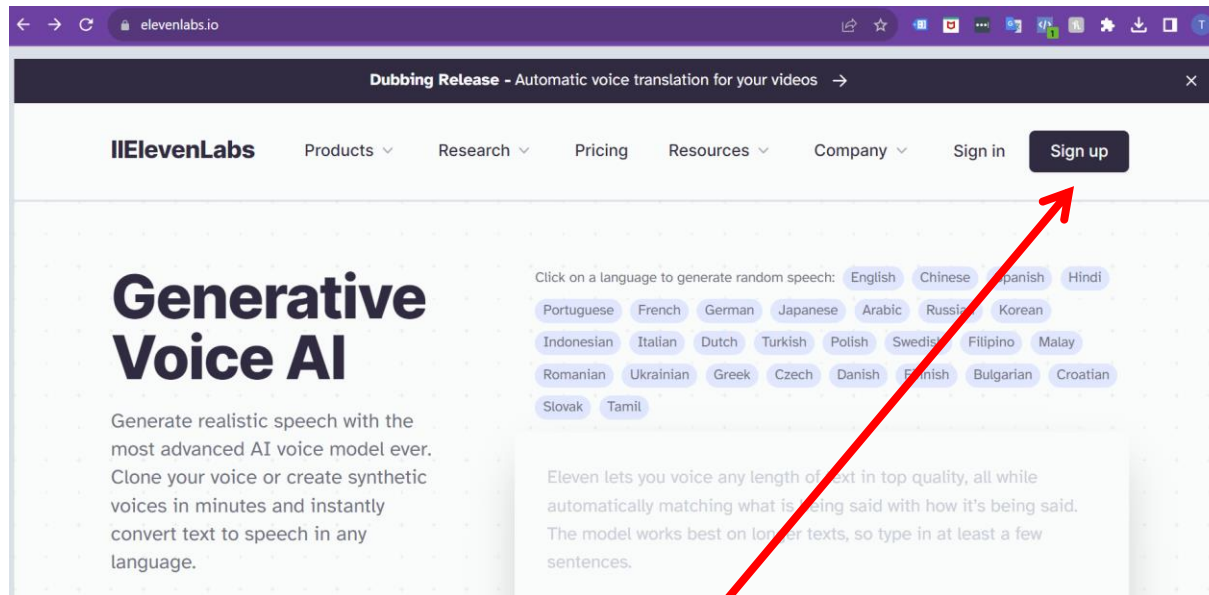
2. If you want to clone your voice

If your voice is cloned it means that whatever is typed out will be said by your cloned voice. The cloned voice could then also speak in over a hundred languages

- This could then be added as a voiceover for your marketing videos
- There could be marketing videos in any language you want.
- If you were a coach / consultant your blog posts could be listened to people in your cloned voice, in their own language.
- If your voice was then paired with a cloned version of you (An Avatar, then you could easily make many videos in any language based on content that you type

.

Eleven Labs – Create AI voiceovers

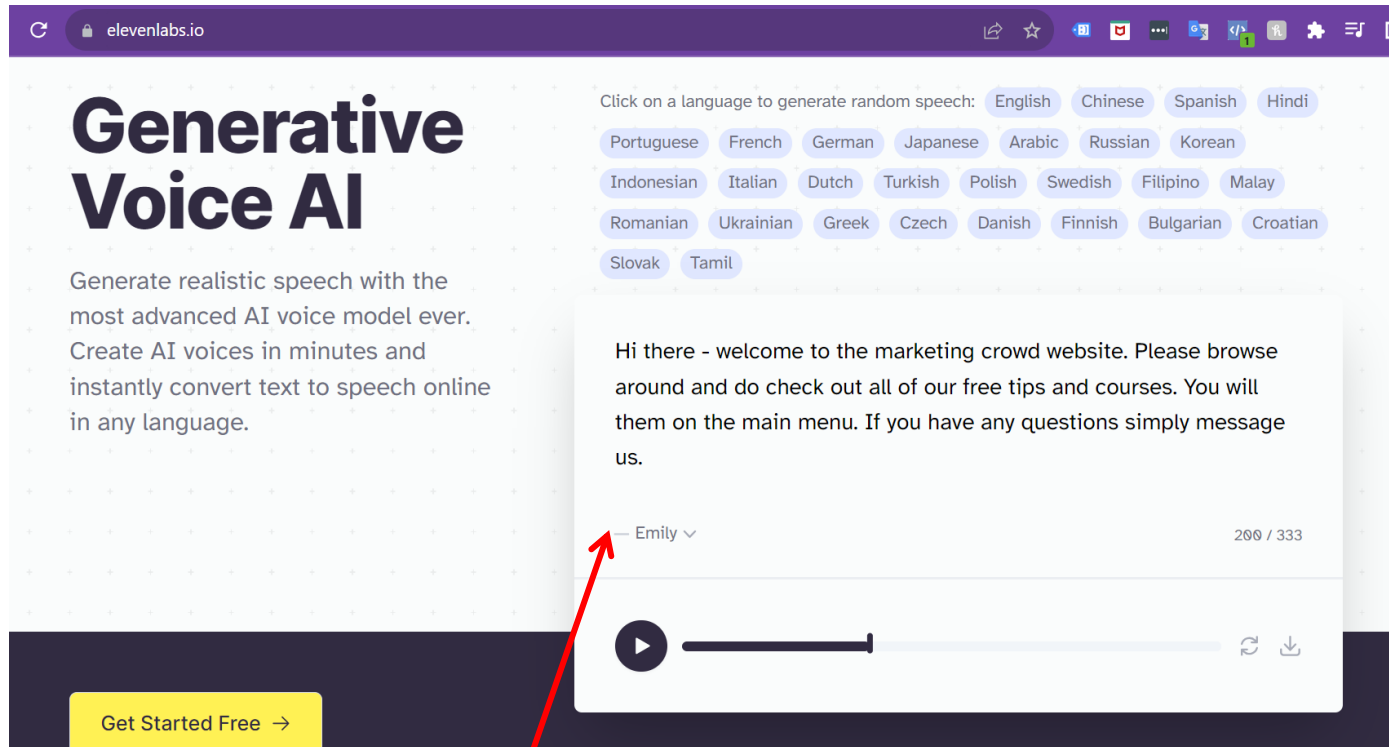


Do you want to generate a professional voiceover for a video?
Or would you like to clone your own voice?

Search for Elevenlabs.io or click on this link <https://elevenlabs.io/>

Signup for a free account and then sign in

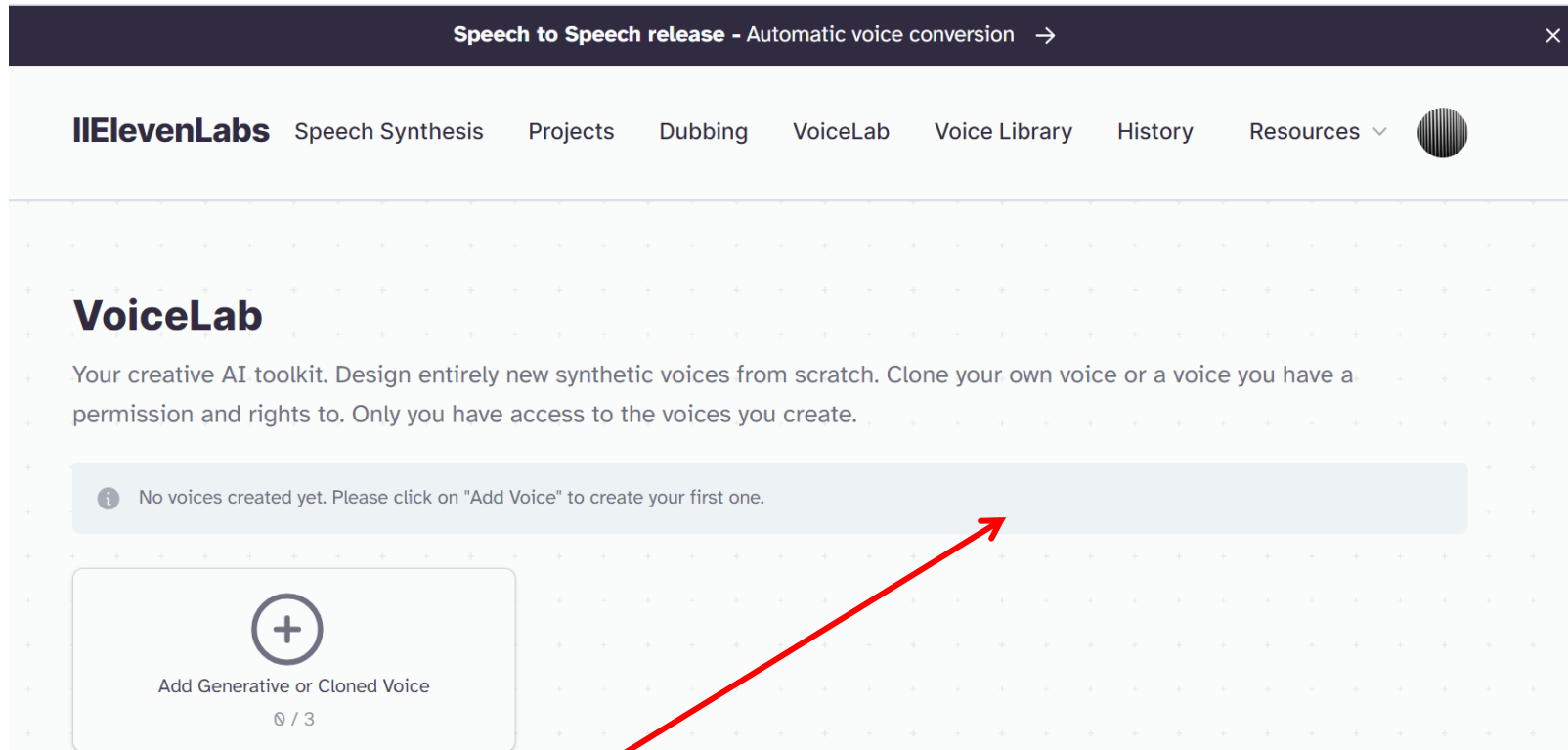
Eleven Labs – Create an AI voiceover



On the homepage you can get a feel for what their AI voices could do for you in terms of a voiceover

1. Choose your language
2. Type what you would like said
3. Then choose a voice from the dropdown and click play.

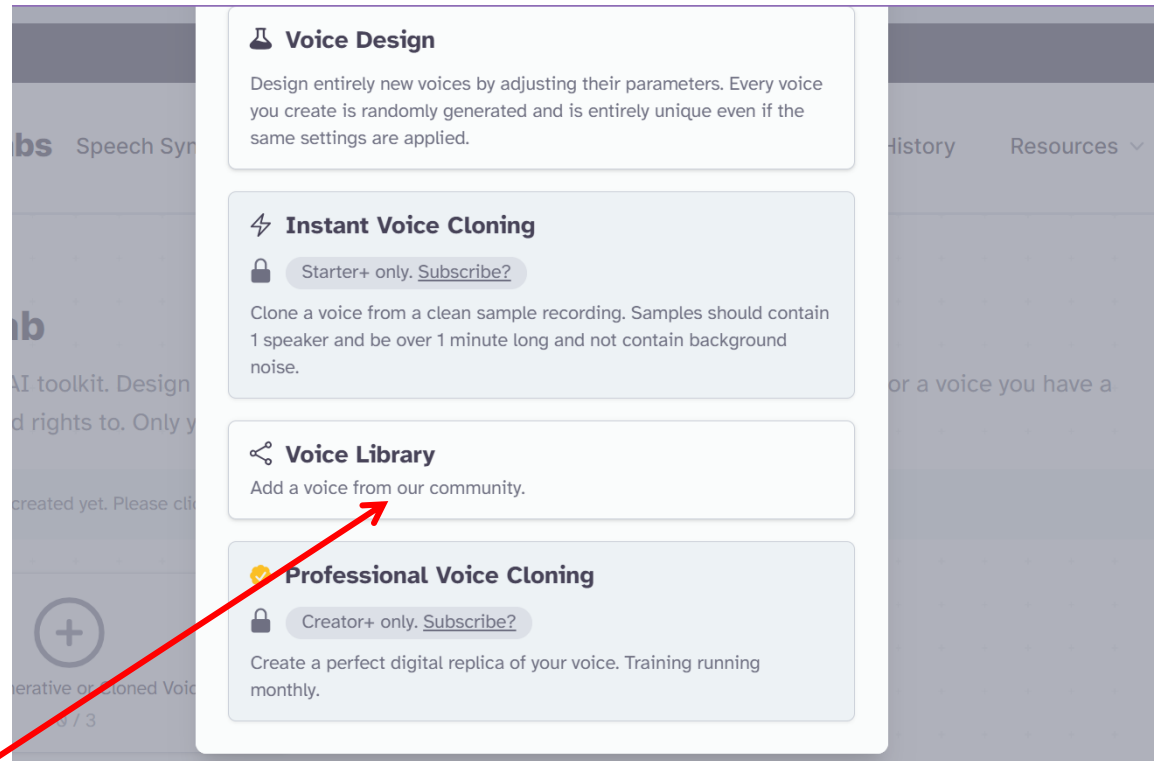
Eleven Labs – Create AI voiceovers



To create a free voiceover ... When you are logged in click on Voice Lab
Click on the +

(note – your free plan allows you to create a voiceover using 10,000 characters per month)

Eleven Labs – Create AI voiceovers

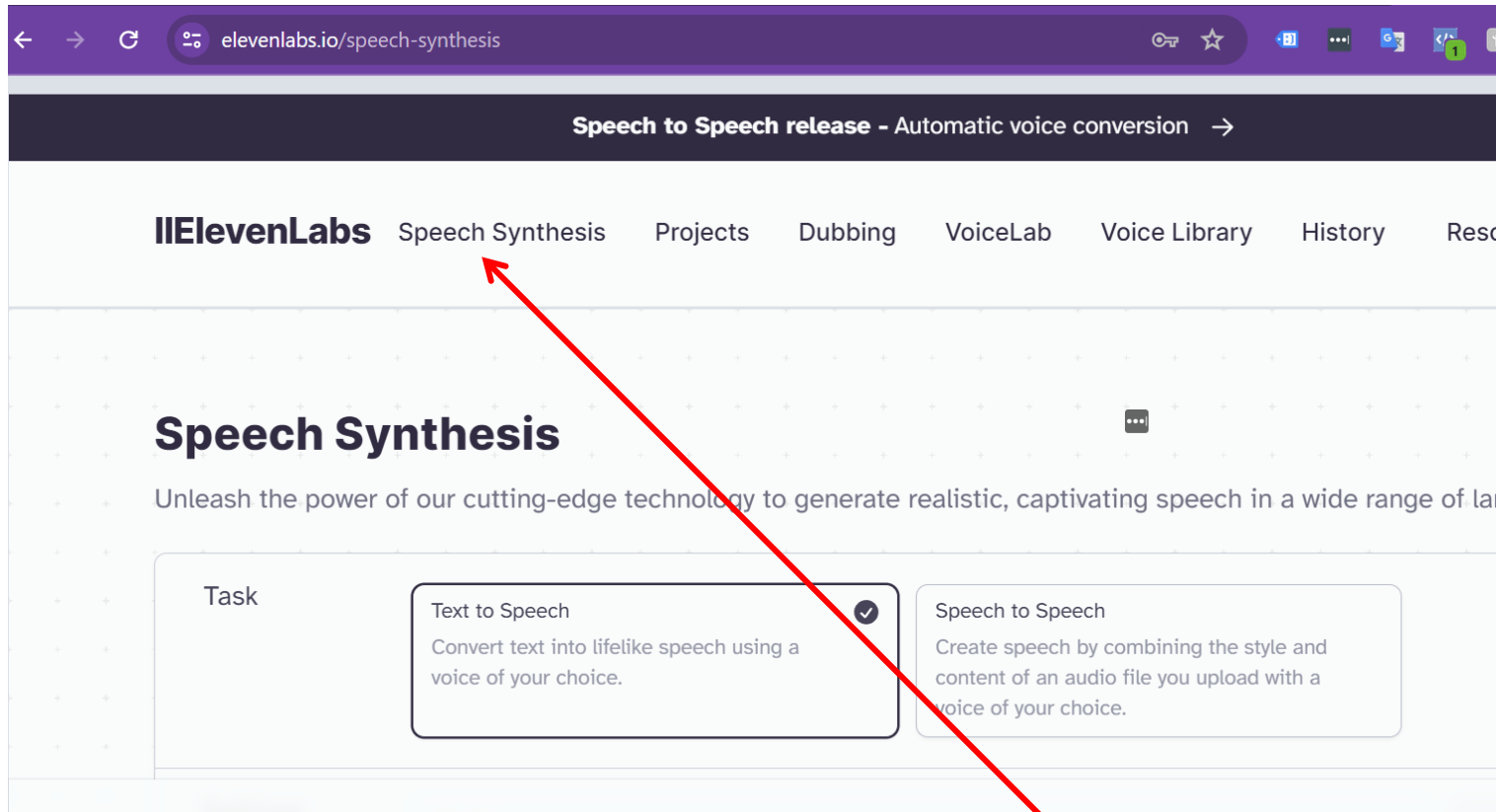


If you are on the free plan you can browse the voice library and create a voice over based on their AI voices

However, you cannot clone your voice using the free plan.

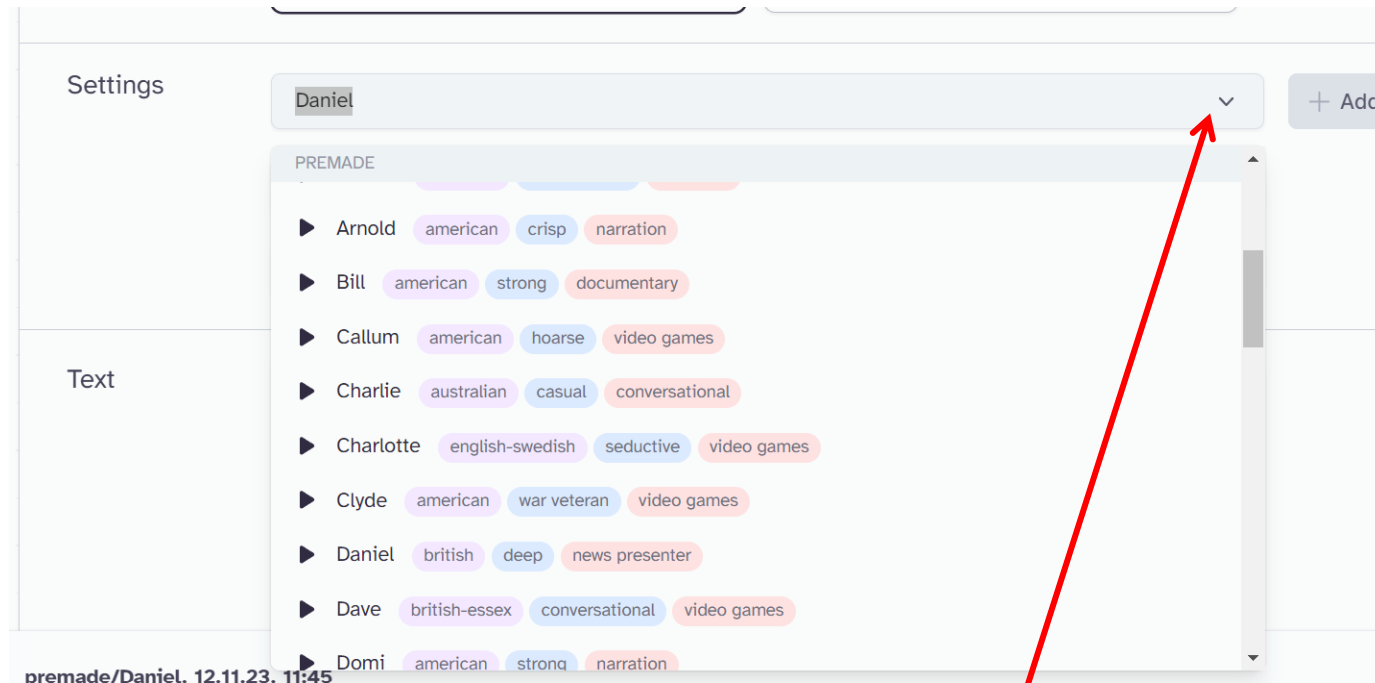
The Starter + plan is \$5 a month and you can clone your voice and use it for 40,000 character a month

Eleven Labs – How to create an AI voice over



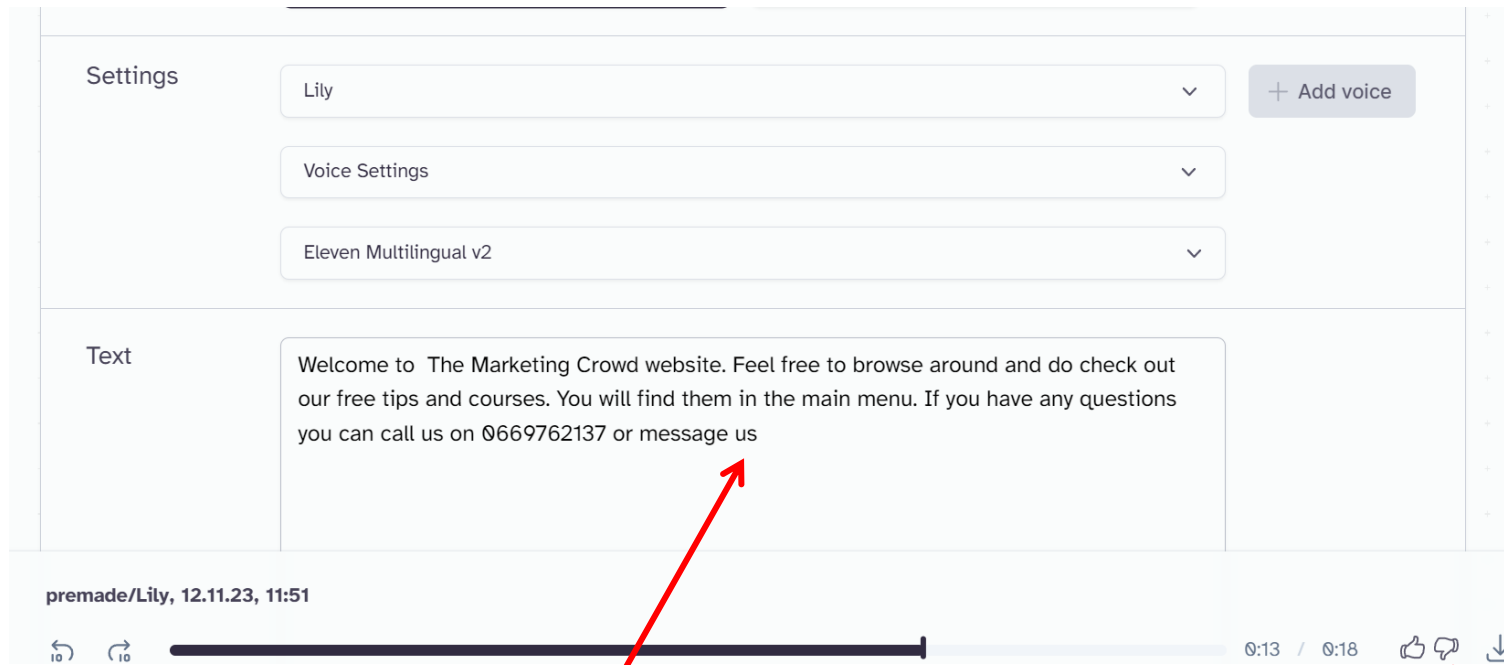
In order to create a Voiceover, login to your account and click Speech Synthesis

Eleven Labs – How to create an AI voice over



Click the dropdown and you can choose a voice based on gender and country

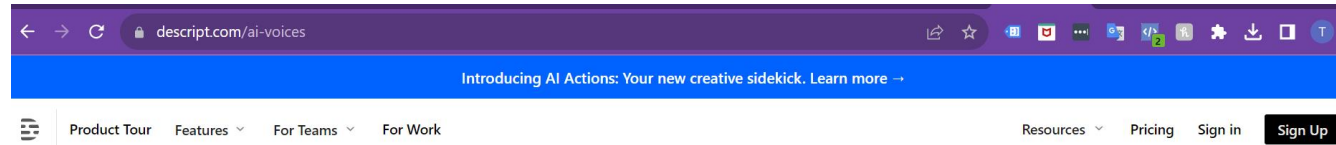
Eleven Labs – How to create an AI voice over



Type in your text and click generate

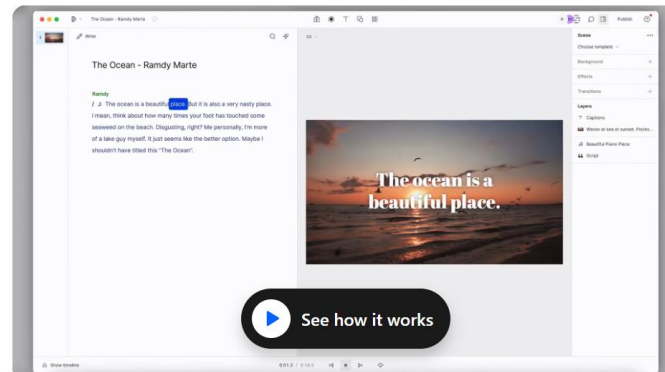
Then click play to listen to your Voice Over
You can also download it by clicking the download icon

Descript Overdub – You can create AI voiceovers or Clone your voice



Generate and edit audio with Descript's AI voices

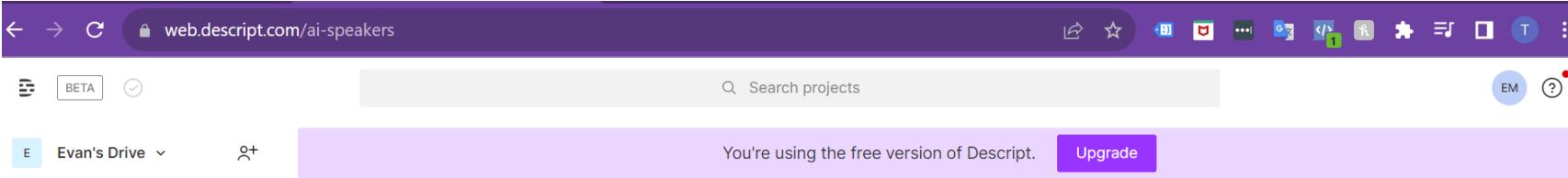
Create high-quality audio with Descript just by typing. Generate your own voice clone or choose from our stock AI voices to fix audio mistakes, generate a podcast intro, video voiceovers and more.



Do you want to generate a professional voiceover for a video?
Or would you like to clone your own voice?

Search for Descript overdub Ai Voice or click on this link <https://www.descript.com/ai-voices>
Signup for a free account and then sign in

Descript Overdub – Create AI voiceovers or Clone your voice



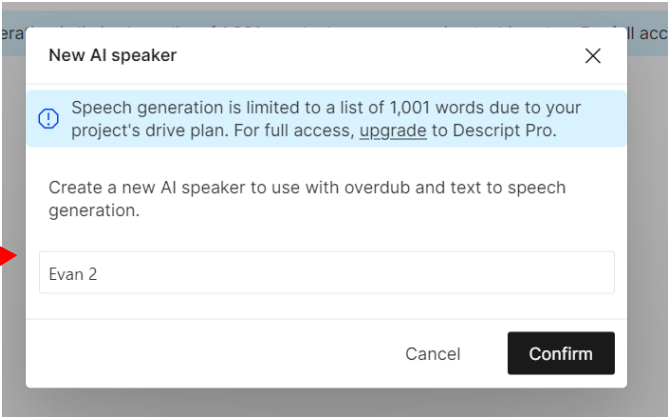
AI speakers

+ New speaker

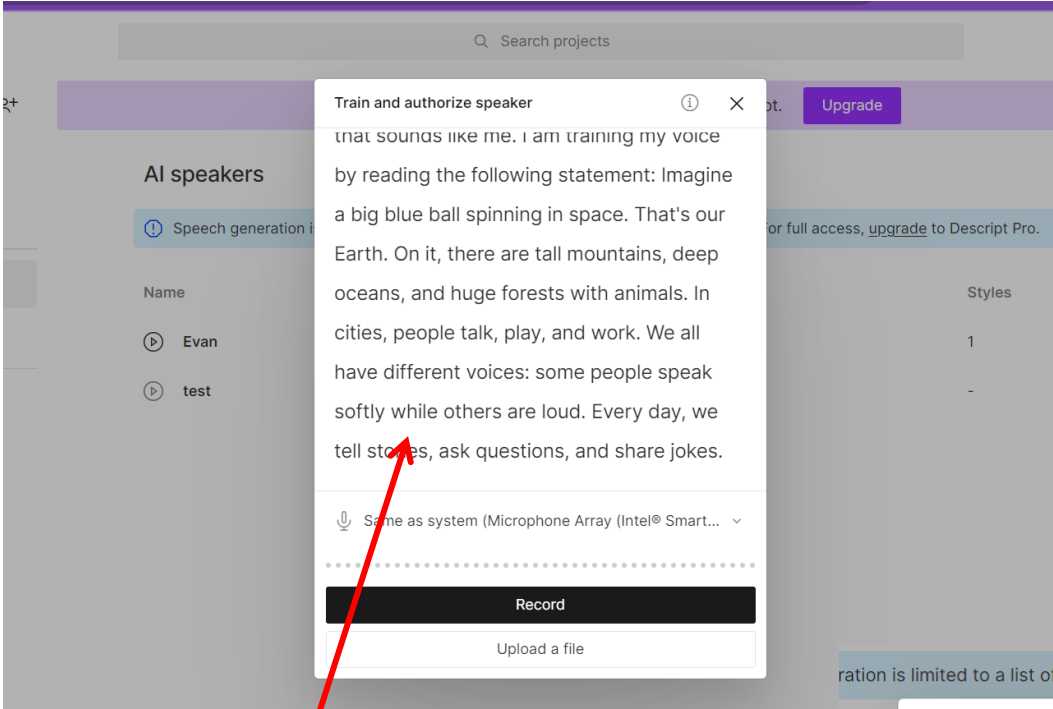
Speech generation is limited to a list of 1,001 words due to your project's drive plan. For full access, [upgrade](#) to Descript Pro.

Name	Styles	Access
▶ Evan	1	Owner
▶ test	-	Owner

To clone your own voice click on New Speaker
Then Type you name as the name of your voice

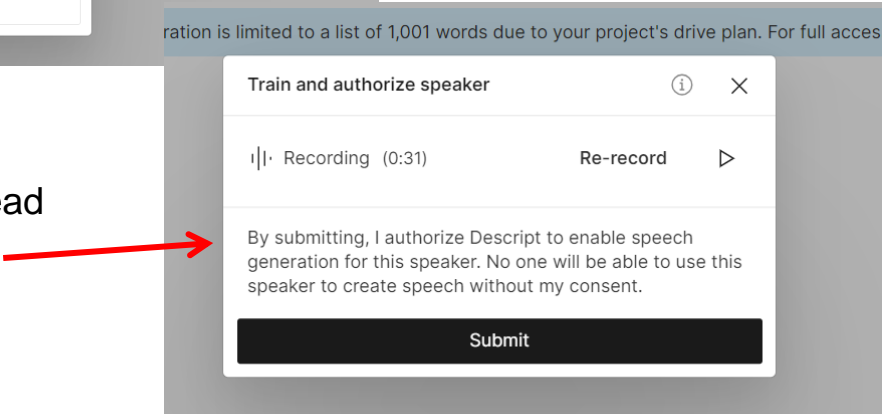


Descript Overdub – Create AI voiceovers or Clone your voice

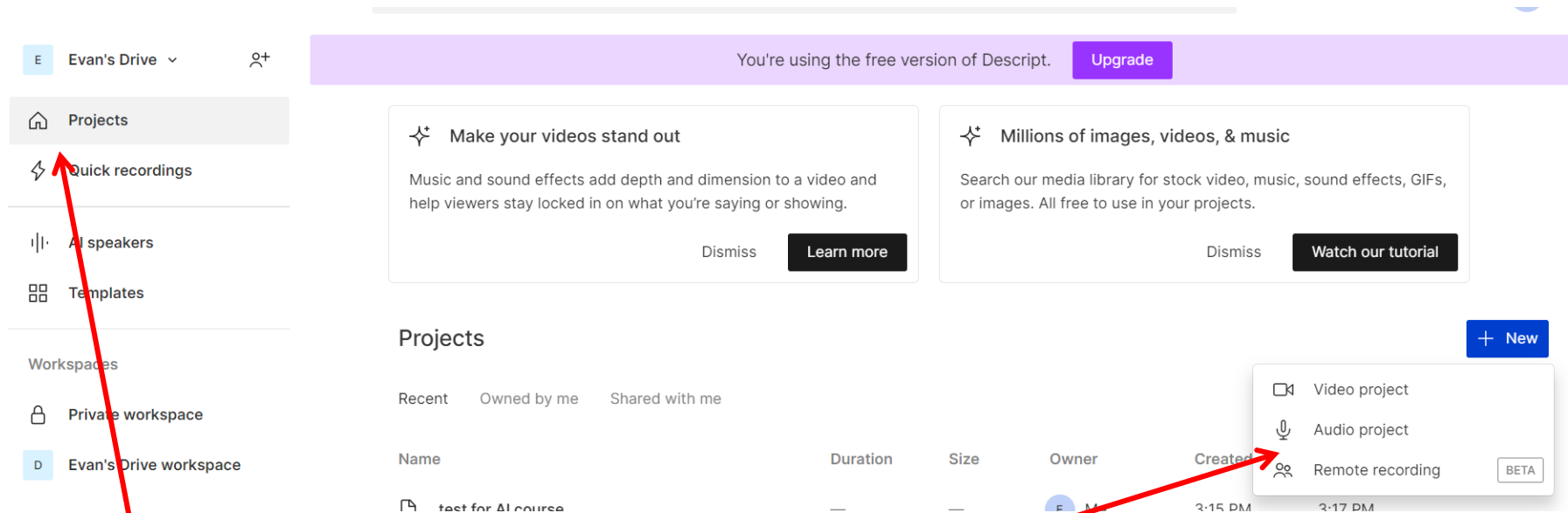


In order for Descript to clone your voice you have to read this text or upload an audio file of you speaking.

You then need to give consent for them to clone your voice



Descript Overdub – Create AI voiceovers or Clone your voice

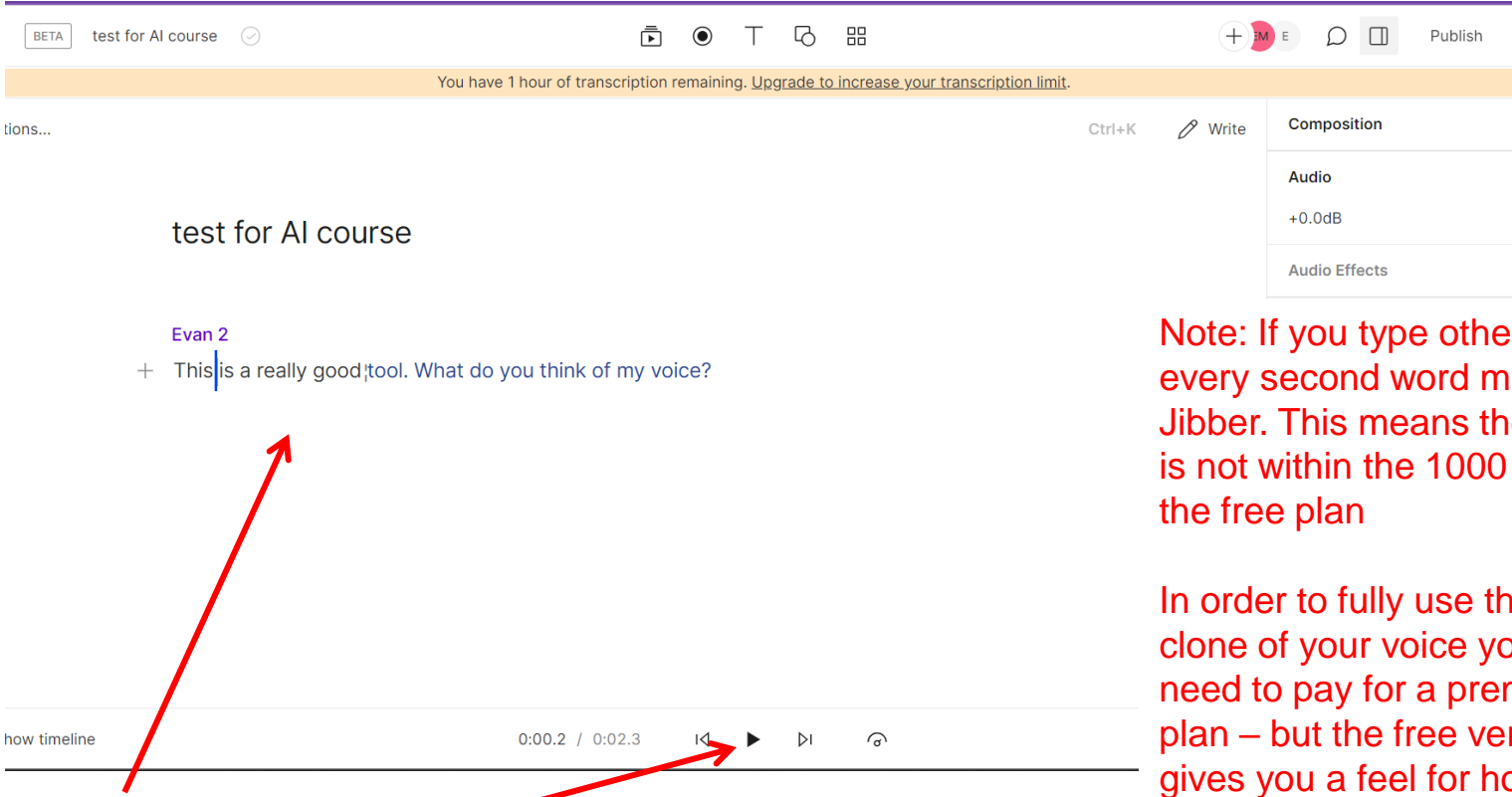


Within 1-2 minutes you will see a notification that your voice is ready to use

Click on Projects – this is where you can find previous projects
Then click New
Then click Audio

Note: When using the free version only 1,000 words are available to be said by your voice

Descript Overdub – Create AI voiceovers or Clone your voice

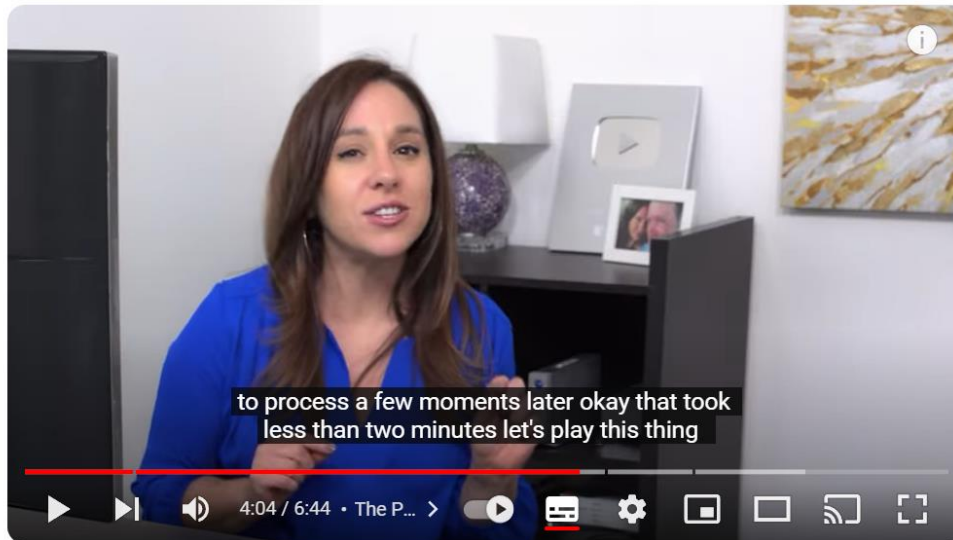


Note: If you type other text in every second word might be Jibber. This means the word is not within the 1000 words of the free plan

In order to fully use this a clone of your voice you would need to pay for a premium plan – but the free version gives you a feel for how it would sound

Name your project
Then type in “This is a really good tool – what do you think of my voice?”
Then click play and you will hear your voice saying this

Where this technology is going



I got DEEPPFAKED! | Synthesia Custom Avatar



Jenn Jager ✓
163K subscribers

Subscribe

745



Share



In this YouTube video you can see where someone

1. Created a custom Avatar on Synthesia
2. Cloned her voice on Descript

Then merged the 2 in Synthesia

<https://youtu.be/9YrYF0wpisg?si=zbS5MtQCL1wwW37c&t=244>

The pace at which AI tools are improving is very fast



This is the difference between an image created using Dalle 2 and Dalle 3 – the difference was just a few months

Video, Voice and Avatar creation will improve hugely over the next 12 months